



# Halogen non-reflector

6550 150W G6.35 15V 1CT

Halogen non-reflector lamps offer high-quality light and are easy to install, replace and operate. All halogen non-reflector lamps incorporate a distortion-free quartz bulb and a precise positioning of the mounted filament. These ensure optimal beam performance and consistent, high light output. A wide range of wattages is available for a broad variety of applications, including projection systems. In addition you get all the proven advantages of halogen technology such as a full spectrum and a color rendering index (CRI) of 100 – the same as natural light and the best that it can be. Halogen lamps also create a comfortable warm white light, and they maintain their lumen output, with almost no reduction, throughout their lifetime.

## Product data

### • General Characteristics

Philips Code	6550
ANSI Code	EVB/BRJ
LIF Code	A1/234
Cap-Base	G6.35
Bulb Material	Quartz-UV Open
Filament Shape	Flat
Operating Position	s90
Main Application	Projection
Life to 50% failures	50 hr

### • Light Technical Characteristics

Color Rendering Index	100 Ra8
Color Temperature	3400 K
Technical	
Luminous Flux Lamp	5000 Lm

### • Electrical Characteristics

Lamp Wattage	150 W
Voltage	15 V

### • Luminaire Design Requirements

Pinch Temperature	400 (max) C
Bulb Temperature	900 (max) C

### • Product Dimensions

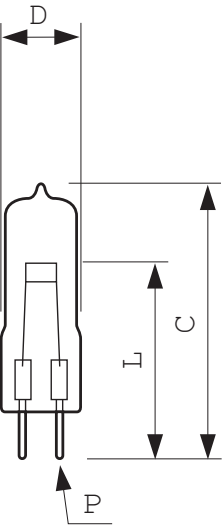
Diameter D	11.5 (max) mm
Light Center Length L	29.75 (min), 30 (nom), 30.25 (max) mm
Pin Diameter P	0.95 (min), 1 (nom), 1.05 (max) mm
Filament Dimensions (WxH) [mm]	4.8x3.0

### • Product Data

Order code	923870618503
Full product code	923870618503
Full product name	6550 150W G6.35 15V 1CT
Order product name	6550 150W G6.35 15V 1CT/10X10F
Pieces per pack	1
Packing configuration	10X10F
Packs per outerbox	100
Bar code on pack - EAN1	8711500409843
Bar code on intermediate packing - EAN2	8711500420077
Bar code on outerbox - EAN3	8711500423184
Logistic code(s) - 12NC	923870618503
Net weight per piece	2.400 kg

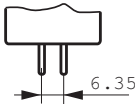
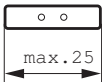
# PHILIPS

Dimensional drawing



6550 150W G6.35 15V 1CT

Product	C (Norm)	C (Max)	D (Max)	L (Min)	L (Norm)	L (Max)	P (Min)	P (Norm)	P (Max)
6550 150W G6.35 15V	-	-	11.5	29.75	30	30.25	0.95	1	1.05



G6.35

