

PELICAN LEGENDARY LIFETIME GUARANTEE OF EXCELLENCE

Pelican guarantees its Roto Molded cases for 1 year against defects in materials and workmanship and 90 days on hardware from the proof of purchase. All warranty claims of any nature are barred if the container has been altered, damaged or in any way physically changed, or subjected to abuse, misuse, negligence or accident. Refer to www.pelican.com/warranty for full details.

U.S.A.

CALIFORNIA

23215 Early Avenue
Torrance, CA 90505
Tel: 310.326.4700
800.473.5422
Fax: 310.326.3311
www.pelican.com

MASSACHUSETTS

147 North Main Street
South Deerfield, MA 01373
Tel: 800.542.7344
Fax: 413.665.8330
www.pelican.com

INTERNATIONAL

EUROPE, MIDDLE EAST AND AFRICA

Peli Products, S.L.U.
c/ Provença, 388, Planta 7
08025 · Barcelona, Spain
Tel: +34 934 674 999
Fax: +34 934 877 393 · www.peli.com

JAPAN

Pelican Products K.K.
Nisso 22 Bldg 9F · 1-11-10 Azabu Dai
Minato ward Tokyo 106-0041 Japan
Tel: +81 33 585 9100
Fax: +81 33 585 9109
www.pelican.com/jp

CANADA

Pelican Products ULC
10221-184th Street
Edmonton, Alberta T5S 2J4
Tel: +780 481 6076
Toll Free: +866 273 5422
Fax: +780 481 9586
www.pelican.ca

AUSTRALIA

Pelican Products Pty Ltd.
Suite 2.33 West Wing,
Platinum Building
4 Ilya Av
Erina NSW 2250
Tel: +612 4367 7022
Fax: +612 4367 7066
www.pelicanaustralia.com

CHINA

Pelican Products China
Representative Office
Pine City Building
Room 1026 777 Zhaojiabang Road
Shanghai, China 200032
Tel: +86 21 64189685
Fax: +86 21 64189679
www.pelican.com/cn

LATIN AMERICA

23215 Early Avenue
Torrance, California 90505 USA
Tel: +1 310-326-4700 x1462
Fax: +1 310-325-5740
www.pelican.com

KOREA

Pelican Products Korea Ltd
#2616 Hyundai 41 Tower,
917-9, Mok-dong, Yangchon-gu,
Seoul, Korea 158-050
Tel: +82 2 6092 4700
Fax: +82 2 6739 4700
www.pelican.com/ko

SE ASIA and rest of ASIA

(Hong Kong, Macau, Taiwan, Pakistan)
Pelican Products Singapore Pte Ltd
30 Merchant Road
#02-08 Riverside Point
Singapore 058282
Phone: +65 64385418
www.pelican.com

INDIA and SOUTH ASIA

(Bangladesh, Bhutan, Maldives, Nepal, Sri Lanka)
Pelican Products and Services India Pvt. Ltd
Level "4", Augusta Point, Sector-53,
Golf Course Road,
Gurgaon 122002 Haryana, India
Tel: +91 124 4354148
Fax: +91 124 4354001
www.pelican.com



©2013 Pelican Products, Inc. All trademarks are registered and/or unregistered trademarks of Pelican Products, Inc., its subsidiaries and/or affiliates. iPhone and iPod are registered trademarks of Apple Inc. Instapak Quick™ RT is a registered trademark of Sealed Air Corporation. Velcro is a registered trademark of Velcro Industries B.V.

Part. No. 0030-005-900 OC/13



> RACK CASES: SUPERIOR SHIPPING PROTECTION FOR FRAGILE INSTRUMENTS AND ELECTRONICS



> SUPERIOR SHIPPING PROTECTION FOR FRAGILE INSTRUMENTS AND ELECTRONICS

Pelican-Hardigg™ Cases are world renowned as the toughest, smartest transport systems available for commercial, industrial and military shippers. Our innovative design process and rigorous testing methods continue to result in superior patented advancements that ensure your vital, sensitive and expensive electronics remain protected. Pelican-Hardigg™ Rackmount Cases can take repeated drops, blows and soakings while protecting your gear. When it comes to electronics, nothing protects better than a Pelican - Hardigg™ Case.

From the ultimate protection of a Classic Rack, to the removable rack option offered by SuperMAC, to the smaller footprint MAC Rack and ProRack, Pelican-Hardigg™ has the solution to fit your exact shipping and protection requirements.


All Pelican-Hardigg™ Rackmount Cases boast rugged rotomolded exterior shells that withstand all kinds of abuse, drop after drop, in every environment – damage free.

Extensive computer aided drop tests are performed at our South Deerfield test labs.



> CUSTOM SOLUTIONS | PELICAN LIGHTING | CASES | SPECIALTY CASES

> STANDARD AND CUSTOM SOLUTION EXPERTS



We understand that a case has to do more than look good. It has to take whatever the world dishes out without putting your gear at risk. After all, your equipment is more than a set of tools – it's a fundamental part of the way you do business. Since 1954, Pelican-Hardigg™ Cases have been designed to survive the harshest environments on earth, from the Sahara to the Antarctic. Our cases can take repeated drops, blows and soakings while our patented shell design and solid aircraft-quality rackmounts cushion your gear from interference. No other protective cases in the industry look or perform as well when it comes to safeguarding your vital or expensive equipment.

While Pelican-Hardigg™ Cases offers the widest range of standard sizes and configurations in the container industry, many scientific, industrial, military, and commercial equipment systems require a customized solution.

If our selection of cases does not match your needs exactly, we will custom design a case that does. Call us at 1-800-542-7344.



REMOTE AREA LIGHTING SYSTEMS

FLASHLIGHTS

PELICAN AND PELICAN STORM CASES

MICRO CASES

SPECIALTY PRODUCTS

> LEARN ABOUT OTHER PELICAN PRODUCTS AT WWW.PELICAN.COM

Our success is based on your success, that's why we take pride in engineering the best products for the job. Our products range from flashlights that illuminate the world's darkest and dangerous places, to cases that protect fragile equipment in the toughest environments.

ADVANCED LIGHTING SOLUTIONS


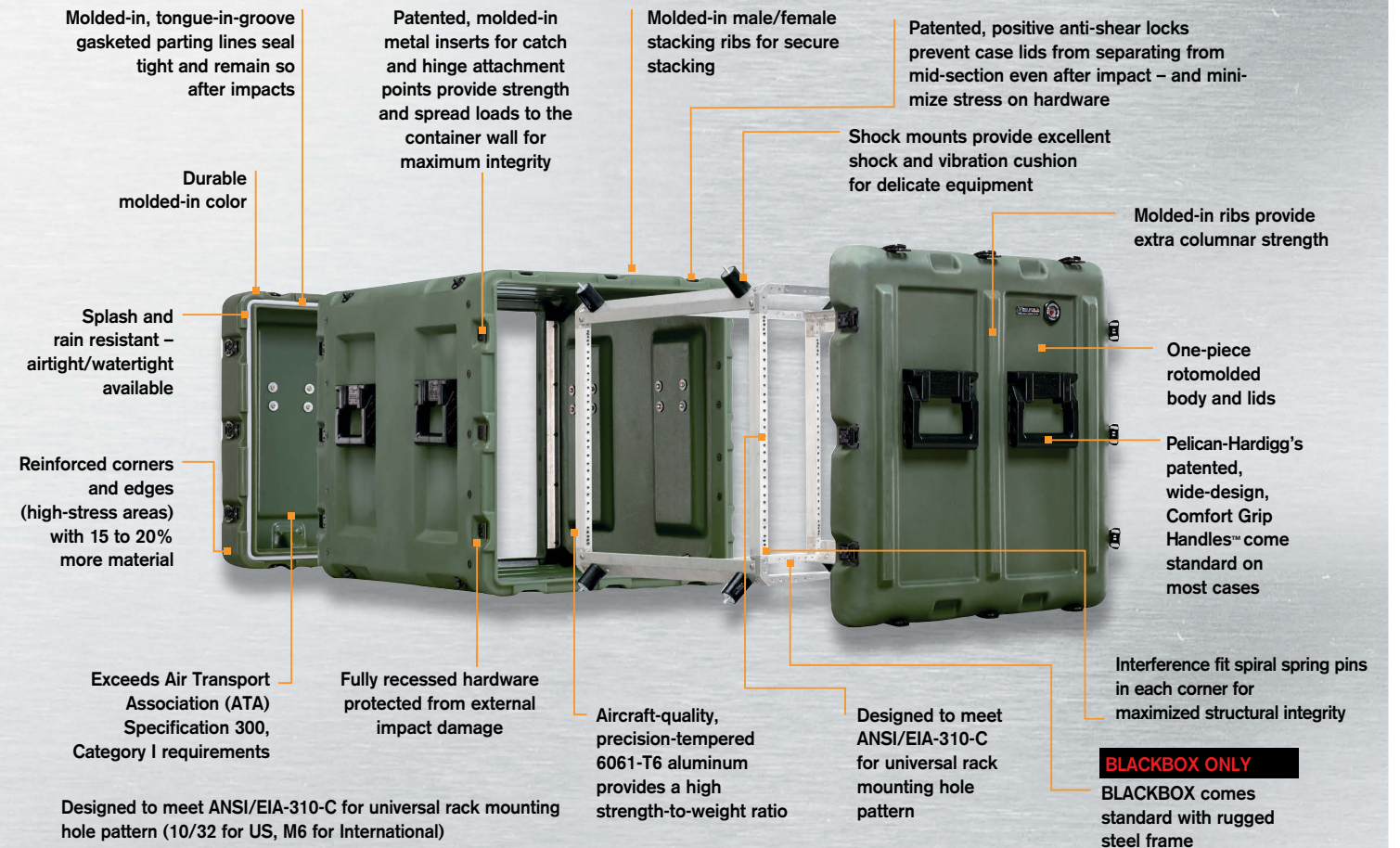
- Safety approved lights for hazardous areas
- Tactical lights for military and law enforcement
- Specialized lights for fire and rescue operations
- Submersible lights for diving

CASE AND SPECIALTY PRODUCT SOLUTIONS

- Watertight cases for wet conditions
- Long cases for military and law enforcement
- Specialized laptop and organization solutions for off site jobs
- Micro Case protection for small electronics
- Specialty products for portable workspace and organization solutions

> BlackBox	RACK HEIGHT U SIZE			RACK LENGTH		RACK WIDTH		LID I.D. FRONT/BACK ¹		LENGTH O.D. ²		WIDTH O.D. ⁴		HEIGHT O.D. ³		WEIGHT		SHIPPING CUBE	
PART NO.	U	in	mm	in	mm	in	mm	in	mm	in	mm	in	mm	in	mm	lbs	kg	ft3	m3
BlackBox 3U	3U	5.25	133	24	610	19	483	2.2 / 5.2	38.5	978	24.6	625	11.4	289	42	19.1	6.2	0.18	
BlackBox 4U	4U	7.00	178	24	610	19	483	2.2 / 5.2	38.5	978	24.6	625	13.1	333	47	21.3	7.2	0.20	
BlackBox 5U	5U	8.75	222	24	610	19	483	2.2 / 5.2	38.5	978	24.6	625	14.9	378	48	21.8	8.2	0.23	
BlackBox 7U	7U	12.25	311	24	610	19	483	2.2 / 5.2	38.5	978	24.6	625	18.4	467	51	23.1	10.1	0.29	
BlackBox 9U	9U	15.75	400	24	610	19	483	2.2 / 5.2	38.5	978	24.6	625	21.9	556	56	25.4	12.0	0.34	
BlackBox 11U	11U	19.25	489	24	610	19	483	2.2 / 5.2	38.5	978	24.6	625	25.4	644	60	27.2	13.9	0.39	
BlackBox 14U	14U	24.50	622	24	610	19	483	2.2 / 5.2	38.5	978	24.6	625	30.6	778	66	29.9	16.8	0.48	

¹ - Lid Outside Dimension (O.D.) = Lid I.D. plus 1.3" on 5.2" lids and plus 1.1" on 2.2" lids
² - Length includes stiffening ribs
³ - Height excludes .44" stacking ribs
⁴ - Width is based on measurements with installed comfort grip handles



> ProRack	RACK HEIGHT U SIZE			RACK LENGTH		RACK WIDTH		LID I.D. FRONT/BACK ¹		LENGTH O.D. ²		WIDTH O.D.		HEIGHT O.D. ³		WEIGHT		SHIPPING CUBE	
Part No.	U	in	mm	in	mm	in	mm	in	mm	in	mm	in	mm	in	mm	lbs	kg	ft3	m3
PR2008-01/18/01	4U	7.00	177.8	18	457	19	483	1.81	46	22	559	22.4	568	11.3	286	20.9	9.5	3.2	0.09
PR2012-01/18/01	6U	10.50	266.7	18	457	19	483	1.81	46	22	559	22.4	568	14.8	375	23.9	10.8	4.2	0.12
PR2015-01/18/01	8U	14.00	355.6	18	457	19	483	1.81	46	22	559	22.4	568	18.3	464	27.3	12.4	5.2	0.15
PR2026-01/18/01	14U	24.50	622.3	18	457	19	483	1.81	46	22	559	22.4	568	28.0	711	36.3	16.5	8.0	0.23

¹ - Lid Outside Dimension (O.D.) = Lid I.D. plus 0.2" per lid
² - Length includes stacking ribs
³ - Height excludes 0.5" stacking ribs

The variance in rack length based on non shock mounted frame – "17" rack frame is only obtained by purchasing extra rack frame for the rear of the case, 17" rack length may vary – this is not a shock mounted rack

> G FRAGILITY RATING

The fragility of an item is normally expressed in "G" units. G units are a measure of the force exerted on bodies by the earth's gravitational pull. The larger the G force needed to cause breakage, the less protection necessary from shock and vibration.

For instance, an item with 20 G fragility will suffer damage when subjected to a force 20 times that of normal earth gravity. The fragility of an instrument or piece of equipment is usually determined by laboratory testing.

> CHOOSING THE PERFECT RACKMOUNT CASES

From the most delicate equipment to slightly more rugged electronics, Pelican has a case with the perfect combination of shock, vibration protection and portability.

Use the following product pages to help you find the exact configuration of access and stabilizing security suited to your specific needs.

■ If you require a case with a capacity beyond 340 lbs., please contact us for more options or custom solutions.



FRAGILITY RATING

Classic Rack™
EXTREME DUTY
ULTRA FRAGILE

15-30

SuperMAC™
MEDIUM DUTY
MODERATE FRAGILE

40-70

MAC Rack™
MEDIUM DUTY
MODERATE FRAGILE

50-80

Blackbox
LIGHT | MEDIUM DUTY
SEMI FRAGILE

40-80

ProRack™
LIGHT DUTY
SEMI FRAGILE

80-120

> THE ULTIMATE SHOCKPROOF SOLUTION




Pelican-Hardigg's extra rugged, rotomolded Classic Rack Cases have demonstrated their strength thousands of times over by saving ultra-fragile equipment from damage during transport. Our proven 19" EIA Classic Rack is the strongest, most secure rack in the industry. Our precision-tuned, elastomeric, shock mount systems provide maximum protection for ultra-fragile equipment from shock and vibration – nothing protects better than a Classic Rack from Pelican-Hardigg™

> FEATURES

- Ideal for delicate equipment that requires the most protection available, in the widest range of sizes.
- Individually fine-tuned shock mounts for each application provide excellent shock and vibration dampening plus cooling airflow for operating equipment.
- Security for equipment from 20-340 lbs.
- Recessed, zinc-plated, yellow chromate hardware holds up under duress and use.
- Tool-free rack removal.

> APPLICATION EXAMPLES

- Rack mountable precision test equipment.
- Electro-mechanical.
- Medical and biological diagnostic equipment, memory storage devices.
- Meteorological instruments.
- Mobile operations.
- Broadcast and video gear.
- Laboratory equipment.
- Aerospace instrumentation.
- Servers, military mission planning.
- Command and control equipment.
- Flight simulators.



Shock mounts isolate equipment from vibration as well as impact forces. Shock mounts vary in size depending on protection requirements from delicate equipment to rugged electronics, and can control impact forces from 15 G's to 120 G's.

* Rack frame design subject to change.


> MAC Rack™		RACK HEIGHT U SIZE			RACK LENGTH		RACK WIDTH		LID I.D. FRONT/BACK ¹	LENGTH O.D. ²		WIDTH O.D. ³		HEIGHT O.D. ⁴		WEIGHT		SHIPPING CUBE	
PART NO.	U	in	mm	in	mm	in	mm	in	in	mm	in	mm	in	mm	lbs	kg	ft3	m3	
MR1907-02/25/02	3U	5.25	133	20	508	19	483	2.2 / 2.2	31.1	789	22.0	559	9.6	244	31	13.9	3.8	0.11	
2.2 / 4.4								33.6	853	32					14.5	4.1	0.12		
4.4 / 4.4								36.1	917	33					15.1	4.4	0.13		
MR1907-02/29/02	3U	5.25	133	24	610	19	483	2.2 / 2.2	35.1	891	22.0	559	9.6	244	32	14.5	4.3	0.12	
2.2 / 4.4								37.6	955	33					15.0	4.6	0.13		
4.4 / 4.4								40.1	1019	34					15.4	4.9	0.14		
MR1909-02/25/02	4U	7.00	178	20	508	19	483	2.2 / 2.2	31.1	789	22.0	559	11.4	289	33	15.2	4.5	0.13	
2.2 / 4.4								33.6	853	35					15.8	4.9	0.14		
4.4 / 4.4								36.1	917	36					16.3	5.2	0.15		
MR1909-02/29/02	4U	7.00	178	24	610	19	483	2.2 / 2.2	35.1	891	22.0	559	11.4	289	35	15.6	5.1	0.14	
2.2 / 4.4								37.6	955	36					16.2	5.4	0.15		
4.4 / 4.4								40.1	1019	37					16.9	5.8	0.16		
MR1910-02/25/02	5U	8.75	222	20	508	19	483	2.2 / 2.2	31.1	789	22.6	575	13.1	333	36	16.5	5.3	0.15	
2.2 / 4.4								33.6	853	38					17.1	5.8	0.16		
4.4 / 4.4								36.1	917	39					17.6	6.2	0.18		
> MAC Rack™		RACK HEIGHT U SIZE			RACK LENGTH		RACK WIDTH		LID I.D. FRONT/BACK ¹	LENGTH O.D. ²		WIDTH O.D. ³		HEIGHT O.D. ⁴		WEIGHT		SHIPPING CUBE	
PART NO.	U	in	mm	in	mm	in	mm	in	in	mm	in	mm	in	mm	lbs	kg	ft3	m3	
MR1910-02/29/02	5U	8.75	222	24	610	19	483	2.2 / 2.2	35.1	891	22.6	575	13.1	333	37	17.0	6.0	0.17	
2.2 / 4.4								37.6	955	39					17.6	6.5	0.18		
4.4 / 4.4								40.1	1019	40					18.1	6.9	0.20		
MR1913-02/25/02	6U	10.50	267	20	508	19	483	2.2 / 2.2	31.1	789	22.6	575	14.9	378	39	17.8	6.1	0.17	
2.2 / 4.4								33.6	853	41					18.4	6.5	0.19		
4.4 / 4.4								36.1	917	42					19.0	7.0	0.20		
MR1913-02/29/02	6U	10.50	267	24	610	19	483	2.2 / 2.2	35.1	891	22.6	575	14.9	378	40	18.3	6.8	0.19	
2.2 / 4.4								37.6	955	42					18.9	7.3	0.21		
4.4 / 4.4								40.1	1019	43					19.5	7.8	0.22		
MR1914-02/25/02	7U	12.25	311	20	508	19	483	2.2 / 2.2	31.1	789	22.6	575	16.6	422	42	19.1	6.8	0.19	
2.2 / 4.4								33.6	853	43					19.5	7.3	0.21		
4.4 / 4.4								36.1	917	44					20.0	7.9	0.22		
MR1914-02/29/02	7U	12.25	311	24	610	19	483	2.2 / 2.2	35.1	891	22.6	575	16.6	422	42	18.8	7.6	0.22	
2.2 / 4.4								37.6	955	44					20.1	8.2	0.23		
4.4 / 4.4								40.1	1019	47					21.3	8.7	0.25		
MR1917-02/25/02	9U	15.75	400	20	508	19	483	2.2 / 2.2	31.1	789	22.6	575	20.2	512	46	20.9	8.2	0.23	
2.2 / 4.4								33.6	853	47					21.3	8.9	0.25		
4.4 / 4.4								36.1	917	48					21.9	9.5	0.27		
MR1917-02/29/02	9U	15.75	400	24	610	19	483	2.2 / 2.2	35.1	891	22.6	575	20.2	512	47	21.3	9.3	0.26	
2.2 / 4.4								37.6	955	48					21.9	9.9	0.28		
4.4 / 4.4								40.1	1019	49					22.4	10.6	0.30		
MR1921-02/25/02	11U	19.25	489	20	508	19	483	2.2 / 2.2	31.1	789	22.6	575	23.6	600	50	22.6	9.6	0.27	
2.2 / 4.4								33.6	853	51					23.1	10.4	0.29		
4.4 / 4.4								36.1	917	52					23.6	11.2	0.32		

> Super MAC™		RACK HEIGHT U SIZE			RACK LENGTH		RACK WIDTH		LID I.D. FRONT/BACK ¹		LENGTH O.D. ²		WIDTH O.D. ³		HEIGHT O.D. ⁴		WEIGHT		SHIPPING CUBE		
PART NO.	U	in	mm	in	mm	in	mm	in	mm	in	mm	in	mm	in	mm	in	mm	lbs	kg	ft3	m3
SMAC 2109-02/29/02	3U	5.25	133	24	610	19	483	2.2 / 2.2	35.5	902	23.8	603	11.4	289	48	21.8	5.5	0.16			
2.2 / 5.2								38.5	978	50					22.7	6.0	0.17				
5.2 / 5.2								41.5	1054	52					23.6	6.5	0.18				
SMAC 2111-02/29/02	4U	7.00	178	24	610	19	483	2.2 / 2.2	35.5	902	23.8	603	13.1	333	51	23.1	6.4	0.18			
2.2 / 5.2								38.5	978	53					24.0	6.9	0.20				
5.2 / 5.2								41.5	1054	55					24.9	7.5	0.21				
SMAC 2112-02/29/02	5U	8.75	222	24	610	19	483	2.2 / 2.2	35.5	902	23.8	603	14.9	378	53	24.0	7.3	0.21			
2.2 / 5.2								38.5	978	55					24.9	7.9	0.22				
5.2 / 5.2								41.5	1054	57					25.9	8.5	0.24				
SMAC 2116-02/29/02	7U	12.25	311	24	610	19	483	2.2 / 2.2	35.5	902	23.8	603	18.4	467	57	25.9	9.0	0.25			
2.2 / 5.2								38.5	978	60					27.2	9.7	0.28				
5.2 / 5.2								41.5	1054	62					28.1	10.5	0.30				
SMAC 2119-02/29/02	9U	15.75	400	24	610	19	483	2.2 / 2.2	35.5	902	23.8	603	21.9	556	61	27.7	10.7	0.30			
2.2 / 5.2								38.5	978	64					29.0	11.6	0.33				
5.2 / 5.2								41.5	1054	66					29.9	12.5	0.35				
SMAC 2122-02/29/02	11U	19.25	489	24	610	19	483	2.2 / 2.2	35.5	902	23.8	603	25.4	644	66	29.9	12.4	0.35			
2.2 / 5.2								38.5	978	69					31.3	13.4	0.38				
5.2 / 5.2								41.5	1054	71					32.2	14.5	0.41				
SMAC 2128-02/29/02	14U	24.50	622	24	610	19	483	2.2 / 2.2	35.5	902	23.8	603	30.6	778	71	32.2	14.9	0.42			
2.2 / 5.2								38.5	978	74					33.6	16.2	0.46				
5.2 / 5.2								41.5	1054	77					34.9	17.5	0.49				

¹ - Lid Outside Dimension (O.D.) = Lid I.D. plus 1.3" on 5.2" lids and plus 1.1" on 2.2" lids
² - Length includes stiffening ribs, with metal handles installed

³ - Width listed is calculated with metal handles installed on sides
⁴ - Height excludes .44" stacking ribs

> SUPERIOR COMPACT MOBILITY FOR RACK-MOUNTED EQUIPMENT



SuperMAC™ is our most compact container with a removable rack option, making field deployment and equipment integration easier than ever before. SuperMAC's innovative design makes strategic use of every interior inch, allowing ample space for wiring and equipment integration while providing medium duty protection. The optional removable rack system slides open as easily as a file drawer, allowing full access to equipment. Sensitive electronic equipment mounted in a SuperMAC case can survive the day-to-day falls, vibrations and other stressors that cause competitors' rack cases to fail.

> MAC Rack™		RACK HEIGHT U SIZE			RACK LENGTH		RACK WIDTH		LID I.D. FRONT/BACK ¹		LENGTH O.D. ²		WIDTH O.D. ³		HEIGHT O.D. ⁴		WEIGHT		SHIPPING CUBE		
PART NO.	U	in	mm	in	mm	in	mm	in	mm	in	mm	in	mm	in	mm	in	mm	lbs	kg	ft3	m3
MR1907-02/25/02	3U	5.25	133	20	508	19	483	2.2 / 2.2	31.1	789	22.0	559	9.6	244	31	13.9	3.8	0.11			
MR1907-02/25/05								2.2 / 4.4	33.6	853					32	14.5	4.1	0.12			
MR1907-05/25/05								4.4 / 4.4	36.1	917					33	15.1	4.4	0.13			
MR1907-02/29/02	3U	5.25	133	24	610	19	483	2.2 / 2.2	35.1	891	22.0	559	9.6	244	32	14.5	4.3	0.12			
MR1907-02/29/05								2.2 / 4.4	37.6	955					33	15.0	4.6	0.13			
MR1907-05/29/05								4.4 / 4.4	40.1	1019					34	15.4	4.9	0.14			
MR1909-02/25/02	4U	7.00	178	20	508	19	483	2.2 / 2.2	31.1	789	22.0	559	11.4	289	33	15.2	4.5	0.13			
MR1909-02/25/05								2.2 / 4.4	33.6	853					35	15.8	4.9	0.14			
MR1909-05/25/05								4.4 / 4.4	36.1	917					36	16.3	5.2	0.15			
MR1909-02/29/02	4U	7.00	178	24	610	19	483	2.2 / 2.2	35.1	891	22.0	559	11.4	289	35	15.6	5.1	0.14			
MR1909-02/29/05								2.2 / 4.4	37.6	955					36	16.2	5.4	0.15			
MR1909-05/29/05								4.4 / 4.4	40.1	1019					37	16.9	5.8	0.16			
MR1910-02/25/02	5U	8.75	222	20	508	19	483	2.2 / 2.2	31.1	789	22.6	575	13.1	333	36	16.5	5.3	0.15			
MR1910-02/25/05								2.2 / 4.4	33.6	853					38	17.1	5.8	0.16			
MR1910-05/25/05								4.4 / 4.4	36.1	917					39	17.6	6.2	0.18			

> FEATURES

- Textured low visibility finish for unobtrusive storage and transport.
- Patented Comfort Grip Handles™ make lifting easy.
- Recessed, cobalt black hardware is long-lasting and fastens securely.
- 24" wide - two cases can fit side-by-side in most military vehicles.
- Molded-in rib design provides secure stacking and interlock.

- Patent pending shock mount design.
- Removable rack features Lock 'N Load™, a quick latch system that locks racks securely into place for transit, unlike competitive models that can slide freely upon impact.
- Space-saving, light weight case with a removable rack option.
- Molded-in lid hangers allow lid to hang easily from the side of the case.

> APPLICATION EXAMPLES

- Field-deployed equipment.
- Sheltered applications.
- Control consoles and panels.
- Radar and Microwave antennas.
- Solid-state circuit electronics.
- Radio, TV and communications equipment.

> COMPACT, LIGHT WEIGHT AND SHOCKPROOF TRANSPORTS



Compact and light weight MAC Rack™ Cases boast a smaller footprint to make the most of limited space. These minimized cubes protect with the same rugged rotomolded outer shell and 19" EIA shock mounted rack as the Classic Cases, but with a smaller sway space. Inside, delicate equipment and instruments travel and perform while protected from shock, vibration, moisture, and impact. Perfect for shipping around the world or just moving down the hall – MAC Racks give you all the needed shock and vibration protection plus a more efficient use of space. Casters even come standard on the 5-inch-size lids for total portability. If it's versatility as well as protection you're looking for, MAC Rack is the case to get you there and back – again and again.

> FEATURES

- Compact and light weight.
- Shock mounts designed for 20-200 lbs. provide shock and vibration dampening and cooling airflow while minimizing the case size.
- Often used when space and weight are critical along with shock and vibration protection.
- Recessed, cobalt black hardware is durable and fastens tight.
- Patented Comfort Grip Handles™ make lifting ergonomic.
- 5" lids include smooth rolling edge casters.

> APPLICATION EXAMPLES

- *Field deployed applications.*
- *Sheltered applications.*
- *Solid-state circuit electronics.*
- *Radar and microwave antennas.*
- *Control consoles and panels.*
- *Radio, TV and communications equipment.*

> Classic Rack™	RACK HEIGHT U SIZE			RACK LENGTH		RACK WIDTH		LID I.D. FRONT/BACK ¹		LENGTH O.D. ²		WIDTH O.D.		HEIGHT O.D. ³		WEIGHT		SHIPPING CUBE	
	PART NO.	U	in	mm	in	mm	in	mm	in	in	mm	in	mm	in	mm	lbs	kg	ft3	m3
* DE2121-02/18/02								2.5 / 2.5	25.5	648					47	21.3	8.6	0.24	
* DE2121-02/18/05	10U	17.50	445	17	432	19	483	2.5 / 5.25	28.3	718	24.0	610	24.3	616	49	22.2	9.5	0.27	
* DE2121-05/18/05								5.25 / 5.25	31.0	787					51	23.1	10.4	0.30	
* DE2121-02/30/02								2.5 / 2.5	37.5	953					76	34.5	12.6	0.36	
* DE2121-02/30/05	10U	17.50	445	28	711	19	483	2.5 / 5.25	40.3	1022	24.0	610	24.3	616	78	35.4	13.6	0.38	
* DE2121-05/30/05								5.25 / 5.25	43.0	1092					80	36.3	14.5	0.41	
DE2425-02/27/02								2.5 / 2.5	34.9	886					75	34.0	15.2	0.43	
DE2425-02/27/05	11U	19.25	489	25	635	19	483	2.5 / 5.25	37.6	956	27.0	686	27.9	709	78	35.4	16.4	0.46	
DE2425-05/27/05								5.25 / 5.25	40.4	1026					81	36.7	17.6	0.50	
DE2430-02/27/02								2.5 / 2.5	34.9	886					79	35.8	18.0	0.51	
DE2430-02/27/05	14U	24.50	622	25	635	19	483	2.5 / 5.25	37.6	956	27.0	686	33.0	838	81	36.7	19.4	0.55	
DE2430-05/27/05								5.25 / 5.25	40.4	1026					83	37.6	20.8	0.59	
DE2442-02/27/02								2.5 / 2.5	34.9	886					103	46.7	24.3	0.69	
DE2442-02/27/05	21U	36.75	933	25	635	19	483	2.5 / 5.25	37.6	956	27.0	686	44.6	1133	105	47.6	26.2	0.74	
DE2442-05/27/05								5.25 / 5.25	40.4	1026					107	48.5	28.2	0.80	
DE2652-02/25/02								2.5 / 2.5	32.5	826					119	54.0	29.8	0.84	
DE2652-02/25/05	26U	45.50	1156	23	584	19	483	2.5 / 5.25	35.3	895	29.0	737	54.6	1387	121	54.9	32.3	0.91	
DE2652-05/25/05								5.25 / 5.25	38.0	965					123	55.8	34.8	0.99	
DE2410-02/35/02 NEW								2.5 / 2.5	43.0	1092					50.0	22.7	8.3	0.24	
DE2410-02/35/05 NEW	3U	5.25	133	33	838	19	483	2.5 / 5.25	45.8	1163	27.0	686	12.3	311	51.0	23.1	8.8	0.25	
DE2410-05/35/05 NEW								5.25 / 5.25	48.5	1232					52.0	23.6	9.3	0.26	
DE2412-02/35/02 NEW								2.5 / 2.5	43.0	1092					53.0	24.0	9.8	0.28	
DE2412-02/35/05 NEW	4U	7.00	178	33	838	19	483	2.5 / 5.25	45.8	1163	27.0	686	14.6	371	54.0	24.5	10.5	0.30	
DE2412-05/35/05 NEW								5.25 / 5.25	48.5	1232					55.0	25.0	11.1	0.31	
DE2414-02/35/02 NEW								2.5 / 2.5	43.0	1092					54.0	24.5	11.2	0.32	
DE2414-02/35/05 NEW	5U	8.75	222	33	838	19	483	2.5 / 5.25	45.8	1163	27.0	686	16.6	422	56.0	25.4	11.9	0.37	
DE2414-05/35/05 NEW								5.25 / 5.25	48.5	1232					58.0	26.3	12.6	0.36	
DE2418-02/35/02 NEW								2.5 / 2.5	43.0	1092					63.0	28.6	13.8	0.39	
DE2418-02/35/05 NEW	7U	12.25	311	33	838	19	483	2.5 / 5.25	45.8	1163	27.0	686	20.6	524	65.0	29.5	14.7	0.42	
DE2418-05/35/05 NEW								5.25 / 5.25	48.5	1232					67.0	30.4	15.6	0.44	
DE2421-02/35/02 NEW								2.5 / 2.5	43.0	1092					71.0	32.2	16.3	0.46	
DE2421-02/35/05 NEW	9U	15.75	400	33	838	19	483	2.5 / 5.25	45.8	1163	27.0	686	24.3	616	72.0	32.7	17.4	0.49	
DE2421-05/35/05 NEW								5.25 / 5.25	48.5	1232					74.0	33.6	18.4	0.52	

* Reduced Sway Space - Special shock mounts required
¹ - Lid Outside Dimension (O.D.) = Lid I.D. plus 1.25" per lid

² - Length includes stacking ribs
³ - Height excludes 1.0" stacking ribs



> LIGHT WEIGHT AND COMPACT

These light weight, compact, and double ended cases offer light to medium duty protection and boast significantly better light duty shock performance than the competition. The use of recycled materials in the shell and a sturdy steel frame offer great value while upholding Pelican-Hardigg's industry-leading standards. When you need to be cost-conscious but can't sacrifice performance, BlackBox is the answer.



> Classic Rack™		RACK HEIGHT U SIZE		RACK LENGTH		RACK WIDTH		LID I.D. FRONT/BACK ¹	LENGTH O.D. ²		WIDTH O.D.		HEIGHT O.D. ³		WEIGHT		SHIPPING CUBE	
PART NO.	U	in	mm	in	mm	in	mm	in	in	mm	in	mm	in	mm	lbs	kg	ft3	m3
DE2410-02/24/02	3U	5.25	133	20	508	19	483	2.5 / 2.5	32.0	813	27.0	686	12.3	311	43	19.5	6.1	0.17
DE2410-02/24/05								2.5 / 5.25	34.8	883					44	20.0	6.7	0.19
DE2410-05/24/05								5.25 / 5.25	37.5	953					45	20.4	7.2	0.20
DE2412-02/24/02	4U	7.00	178	20	508	19	483	2.5 / 2.5	32.0	813	27.0	686	14.6	371	50	22.7	7.3	0.21
DE2412-02/24/05								2.5 / 5.25	34.8	883					51	23.1	7.9	0.22
DE2412-05/24/05								5.25 / 5.25	37.5	953					52	23.6	8.6	0.24
DE2414-02/24/02	5U	8.75	222	20	508	19	483	2.5 / 2.5	32.0	813	27.0	686	16.6	422	52	23.6	8.3	0.24
DE2414-02/24/05								2.5 / 5.25	34.8	883					54	24.5	9.0	0.26
DE2414-05/24/05								5.25 / 5.25	37.5	953					56	25.4	9.7	0.28
DE2414-02/27/02	5U	8.75	222	25	635	19	483	2.5 / 2.5	34.9	886	27.0	686	16.6	422	53	24.0	9.1	0.26
DE2414-02/27/05								2.5 / 5.25	37.6	956					55	24.9	9.8	0.28
DE2414-05/27/05								5.25 / 5.25	40.4	1026					57	25.9	10.5	0.30
DE2416-02/24/02	6U	10.50	267	20	508	19	483	2.5 / 2.5	32.0	813	27.0	686	18.6	473	56	25.4	9.3	0.26
DE2416-02/24/05								2.5 / 5.25	34.8	883					57	25.9	10.1	0.29
DE2416-05/24/05								5.25 / 5.25	37.5	953					59	26.8	10.9	0.31
DE2416-02/27/02	6U	10.50	267	25	635	19	483	2.5 / 2.5	34.9	886	27.0	686	18.6	473	57	25.9	10.1	0.29
DE2416-02/27/05								2.5 / 5.25	37.6	956					59	26.8	10.9	0.31
DE2416-05/27/05								5.25 / 5.25	40.4	1026					60	27.2	11.7	0.33
DE2418-02/20/02	7U	12.25	311	18	457	19	483	2.5 / 2.5	27.5	699	27.0	686	20.6	524	59	26.8	8.9	0.25
DE2418-02/20/05								2.5 / 5.25	30.3	768					61	27.7	9.7	0.28
DE2418-05/20/05								5.25 / 5.25	33.0	838					63	28.6	10.6	0.30
DE2418-02/27/02	7U	12.25	311	25	635	19	483	2.5 / 2.5	34.9	886	27.0	686	20.6	524	60	27.2	11.2	0.32
DE2418-02/27/05								2.5 / 5.25	37.6	956					62	28.1	12.1	0.34
DE2418-05/27/05								5.25 / 5.25	40.4	1026					64	29.0	13.0	0.37
DE2421-02/27/02	9U	15.75	400	25	635	19	483	2.5 / 2.5	34.9	886	27.0	686	24.3	616	70	31.8	13.2	0.37
DE2421-02/27/05								2.5 / 5.25	37.6	956					71	32.2	14.3	0.40
DE2421-05/27/05								5.25 / 5.25	40.4	1026					73	33.1	15.3	0.43


> FEATURES

- Compact and light weight.
- Shock mounts provide 2" of sway space to isolate equipment.
- Molded-in rib design provides secure stacking and interlock.
- Black hardware is long-lasting and fastens securely.
- Patented Comfort Grip Handles™ make lifting ergonomic.
- Automatic pressure relief valve.
- Two edge casters.
- Airtight and watertight.

> APPLICATION EXAMPLES

- Audio/Video recording and processing systems.
- Satellite communication systems.
- Radio communication systems.
- Seismic data recording instrumentation.
- Climate data collection.

> EQUIPMENT PROTECTION WITH MINIMAL FORM FACTOR



ProRack Cases are the ideal option when you need a light weight, space-efficient, front and rear opening container, but not a shock mounted system. Add accessories such as coupling catches for locking stability, removable casters or extra threaded rack clips to suit your exact needs. This is the toughest small case available for security, rain, immersion, dust and impact.

> FEATURES

- Rugged 18" deep cases, with aircraft aluminum frames mounted directly to the case shell protects your gear from direct impact transmission.
- Compact size and light weight cases.
- Designed for equipment up to 75 lbs.
- Recessed, zinc-plated, yellow chromate hardware holds up under extreme conditions.

> APPLICATION EXAMPLES

- Field-deployed amplifiers and electronic, medical or testing equipment components.



The water in the jar demonstrate to engineers the intense vibration a case withstands, while the jar attached to the equipment is calm, indicating a safe shock level (Shock mount technology does not apply to ProRack Cases).

Casters ■ Also available for ProRack	Edge Casters (Std. on MAC with 5" lid)	Caster Storage in Lid	Metal or Comfort Grip Handles	Extra Handles	Card Holder ■ Also available for ProRack	ID Plate ■ Also available for ProRack
Front Labels ■ Also available for ProRack	Standard Labels	Custom Stenciling ■ Also available for ProRack	Airtight/Watertight Capability ■ Also available for ProRack	Coupling Catches	Humidity Indicator	Lid Hangers
Lid Storage Pouch	Lift Rings/Tie Down Rings	Leg Kit Chair or Table	Lockable Cable Catch (1 set of 4 ea)	Removable Rack System	Stainless Steel Hardware (clear or black passivated finish)	1/8" Wider Frame— typically used with slides mounted on inside of uprights
Fixed Bottom Support Rails (bottom view)	Adjustable Vertical Supports	Adjustable Horizontal Supports	Bezel Plate ■ Also available for ProRack	Drawers ■ Also available for ProRack	Keyboard Tray	Rack Slides (#85 Capacity)

> PRORACK OPTIONS ■ Additional ProRack Options also available from chart above.

Shelf	Stainless Steel Hardware (instead of standard zinc, yellow chromate finish)	Extra Threaded Rack Clips	Coupling Catches	Rear Rack Frame (rear view)

Shelves, Fixed and Sliding	Panel Screws with Washers (50 ea) ■ Also available for ProRack

> OPTIONAL COLORS FOR ALL RACK CASES

Gray - 133 Fed Std# 26270	Tan - 250 Fed Std# 20372	Blue - 135(lt) Pantone# 292U	White - 132 Fed Std# 27925	Yellow - 136 Pantone# 012U	Green - 138(forest) Fed Std# 24052	Orange - 134 Fed Std# 12197
Yellow - 131 Fed Std# 23538	Maroon - 197 Pantone# 202U	Blue - 101(dk) Fed Std# 25052	Black - 032 Fed Std# 27040	Red - 130 Fed Std# 21105	Olive Drab - 137 Fed Std# 34096	Purple - 129 Pantone# 245U

Note: Some options are not available on all case sizes and availability is subject to change at manufacturer's discretion. Case colors/options may differ slightly from printed versions.