

Microsoft® and Windows® are either registered trademarks or trademarks of Microsoft Corporation in the United States and/or other countries.
 Macintosh® is a registered trademark or a trademark of Apple Computer Inc. in the United States and/or other countries.
 Specifications and designs are subject to change without any notice or obligation on the part of the manufacturer.
 ©2006 NIKON CORPORATION



TOTAL DIGITAL IMAGING SYSTEM

At the heart of the image



Other Nikon product brochures

Brochures are available for all Nikon digital imaging products. Please consult your nearest authorized dealer, or check your local Nikon website via <http://nikonimaging.com/global/about/worldwide.htm>



You can also download brochures at <http://nikonimaging.com/global/products/brochure/>



WARNING

TO ENSURE CORRECT USAGE, READ MANUALS CAREFULLY BEFORE USING YOUR EQUIPMENT.

Visit the Nikon Europe website at: www.europe-nikon.com

Nikon U.K. Ltd.
 380 Richmond Road, Kingston,
 Surrey KT2 5PR, U.K.
www.nikon.co.uk

Foto Distributors
 516 Kyalami Boulevard, Kyalami Business Park,
 Midrand, 1684 Johannesburg, South Africa
www.nikon.co.za

Nikon Canada Inc.
 1366 Aerowood Drive, Mississauga,
 Ontario, L4W 1C1, Canada
www.nikon.ca



NIKON CORPORATION

Fuji Bldg., 2-3, Marunouchi 3-chome, Chiyoda-ku,
 Tokyo 100-8331, Japan
<http://nikonimaging.com/>



En

We've Got You Covered

Make Your Photography Matter with the Nikon Total Digital Imaging System

So you have a digital SLR and an idea — a GREAT idea — for a photograph. Do you have all you need to make that idea happen? A quick look through these pages and you'll know.

Here you'll find all the accessories available for the Nikon D-SLR lineup: everything you need to realize your present ideas, and inspire new ones. Whether you are a seasoned professional or a passionate weekend shooter, we're sure you'll find something in this brochure that can help you craft better images. Every item found within is designed specifically for Nikon cameras, giving you seamless performance that truly brings out the best in you and your Nikon D-SLR. Got an idea?

Make it happen. Here's where you start.

C O N T E N T S

See what one Nikon Speedlight can do

Easy, intelligent, amazing: The Nikon Creative Lighting System



pp4-5



Make lighting work for you with wireless multiple Speedlights

Turn good shots into great shots with Advanced Wireless Lighting

pp6-7



Dramatic close-up lighting made easy

Explore fine details with flexible, wireless control



pp8-9



Your file, your vision

Capture NX Software: master post-production

pp13-15



Which Speedlight is right for you?

Nikon Creative Lighting System compatible Speedlights

pp10-11

Flash Accessories


p12

Power when you need it

Battery packs and power management



p16



View with clarity and comfort

Viewing attachments




p18

Communication technology for any location

GPS cable/wireless transmitters



p16



Close in on every subject

Close-up accessories




p19

Steady shots — night or day

Remote control accessories



p17



System diagram

pp20-21

Nikkor lens lineup

p22

Nikon digital SLRs

p23

See what one Nikon Speedlight can do



© Gordon Nash

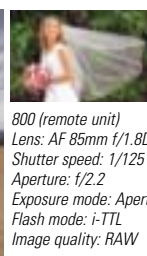
Gordon Nash — Wedding photographer (U.S.A.)

I shoot about 50 weddings a month, and nearly half of my images need a Nikon Speedlight. I always have one on my camera, with another ready for side-lighting or other handheld effects. Each Speedlight makes a dramatic difference to the finished image. For the above image, I used one SB-800 for side-lighting and a soft-focus filter on the lens for a dreamy look.

As a professional wedding photographer, I face moving subjects, unpredictable shooting situations and limited prep time, so speed and intuition are vital to my success. That's why I depend on the Nikon Creative Lighting System. It's easy to use and offers so many options, along with consistent exposure and performance. I have to be ready for that special moment at all times. The Creative Lighting System helps me do that.



http://www.gordonnash.com



Camera setting data:
 Camera and Speedlights: D200 (built-in Speedlight as commander) and SB-800 (remote unit)
 Lens: AF 85mm f/1.8D
 Shutter speed: 1/125 sec.
 Aperture: f/2.2
 Exposure mode: Aperture-Priority Auto
 Flash mode: i-TTL
 Image quality: RAW

Easy, intelligent, amazing: The Nikon Creative Lighting System

Lighting is a vital component of all images, but the past complexities of flash photography have made many photographers — even seasoned ones — hesitant to explore its full potential. Not any more. Working photographers around the world are discovering how Nikon's Creative Lighting System brings simplicity and real-world usability to flash photography. The key is Nikon's breakthrough i-TTL flash control technology. With this at its core, Nikon Speedlights offer consistently accurate flash exposures that can adjust to nearly any lighting situations you face. Nikon Speedlights communicate with your Nikon D-SLR to perform all the complex lighting calculations for you. Nikon's exclusive monitor pre-flash offers precise feedback information, registering everything from available light and shadows to color temperature and reflective surfaces within the scene. The camera also integrates information from its built-in database of over 30,000 actual scenes to determine the ideal exposure — all within a millisecond before each shutter release. Whether on top of the camera or used as a wireless remote unit, Nikon's Creative Lighting System offers the most dependable and consistent flash exposure in the business.

Bright lights, big ideas – with only one Nikon Speedlight, you can:



SB-800 attached

© Joe McNally

Go the distance: more flash power

The Speedlights built into Nikon D-SLRs are smart and responsive, but sometimes your subject is far enough away that you simply need more flash power. Connect a Nikon external Speedlight and you can capture subjects at a much greater distance with more balanced illumination.



Built-in Speedlight



Bounce flash

© Gordon Nash

Soften the light: bounce flash

Direct light can be harsh and leave a distracting shadow behind your subject. Try turning the flash head toward a wall or ceiling and you'll soften the light and get rid of the shadow, creating a more flattering atmosphere for portraits.



Direct flash



Auto FP High-Speed Sync stops the action
 Shutter speed: 1/3200 sec.

© Joe McNally

Capture the action: Auto FP High-Speed Sync

Indispensable to outdoor photography, this enables action-stopping shutter speeds with fill flash. It is also important to portraiture, allowing you to use larger apertures for a more pleasingly radiant ambient light. Your camera will automatically set itself to this mode if the shutter speed rises above the camera's standard flash sync speed of 1/250 second.



Normal sync



Main subject's exposure stays the same regardless of any compositional changes.

© Joe McNally

Maintain the exposure: Flash Value (FV) Lock

The FV Lock (Flash Value Lock) maintains the same flash value for correct exposure during a sequence of photographs, allowing you to zoom in on your subject, change the composition or adjust the aperture, all without altering your intended exposure. That way you can concentrate on capturing your subject without worrying about adjusting the lighting.



Original exposure

Nikon's exclusive i-TTL: a higher level of accuracy

The real breakthrough is Nikon's monitor pre-flash. It is designed to provide your Nikon D-SLR with consistently accurate feedback information in order to achieve ideal flash output. This level of accuracy is found nowhere else.



i-TTL Balanced Fill-Flash

Speedlight tips: Diffuser

Use a diffuser above the flash to soften the light and eliminate harsh shadows. This is useful in almost any flash situation, including fill flash, for natural looking skin.



Make lighting work for you with wireless multiple Speedlights

Joe McNally — Photojournalist (U.S.A.)

There have been many difficult lighting situations in my career where the Nikon Creative Lighting System literally amazed me by sorting out a proper exposure. The System offers incredibly high accuracy in most shooting scenarios. Milliseconds before each shot, the camera meter and Speedlight speak to each other, relaying and calculating massive amounts of lighting information — exposure variance, RGB, reflectance, distance and contrast, to name a few — all of which are constantly shifting and changing. I've always said that no camera system will ever solve every problem, but Nikon cameras and the Creative Lighting System do a phenomenal job of sorting through the data to give you accurate exposures. This is a major reason to use Nikon.



<http://www.joemcnally.com>



Camera setting data:
Camera and Speedlight:
D2x and three SB-800s
(one on-camera master/commander and two

remote units)
Lens: AF-S DX 12-24mm f/4G IF-ED
Shutter speed: 1/160 sec.
Aperture: f/14
Exposure mode: Aperture-Priority Auto
Flash mode: i-TTL
Image quality: RAW



© Joe McNally All images aside from product shots by Joe McNally

Speedlight tips: colored gels

Selecting the right colored gel filter is important, especially when you want the flash to appear natural alongside ambient light. For the outrigger canoe photograph (shown left), an amber gel filter added extra warmth to the main subject while blending seamlessly with the sunlight and overall color of the image.



SB-600 Speedlights can serve as remote units in wireless lighting, while SB-800 Speedlights can serve as Master, Commander or separate remote units.

Turn good shots into great shots with Advanced Wireless Lighting

You can accomplish a lot with just one Speedlight, but sometimes an image would benefit from more artistic illumination. Adding more Speedlights not only adds depth to the scene but also character and charm to your subject. One of the greatest benefits that is singular to Nikon's Advanced Wireless Lighting is that controlling dozens of Speedlights is just as easy as controlling your on-camera Speedlight. And because it's wireless, setting up your Speedlights can be done quickly and smoothly no matter where you're shooting. From the Master Speedlight located on top of your camera, you can control the flash output of three groups of wireless remote units, adding any number of Speedlights to each of these groups.

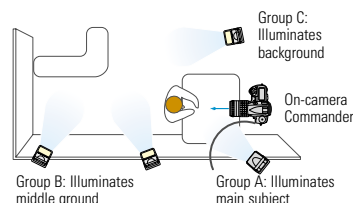
Simply set everything to Nikon's exclusive i-TTL for consistently accurate exposures in even the most difficult lighting situations. It's just as easy to explore alternate exposures by adjusting the flash exposure compensation of individual Speedlight groups. Or if you like, turn off a Speedlight group, or set everything to manual — all via the LCD panel on the Master Speedlight, all possible without ever leaving your camera. Multiple Speedlight control has never been this intuitive and fluid. No other lighting system comes close.



Group A illuminates the main subject from the side



Add Group B to emphasize the middle ground and Group C for the background



You can control up to 4 groups of Speedlights, including the Master and 3 remote i-TTL Speedlight groups, to achieve complete control of your lighting environment. All groups can be controlled from the Master Controller SB-800's LCD panel.



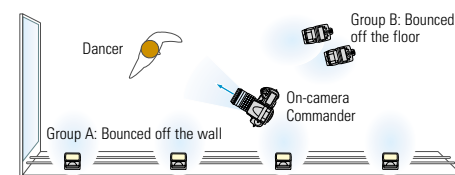
Control it all from here. Set the flash mode, turn Speedlight groups on or off and control the flash exposure compensation for up to 4 Speedlight groups from the Master Controller SB-800's LCD panel.

Timing is crucial for location shooters. Here's how one photographer captured an aspiring dancer in 24 hours, and how the Nikon Creative Lighting System provided the speed and flexibility he needed.



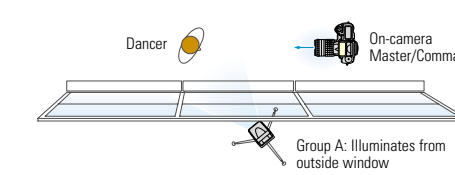
Bounce flash

The illuminated space needed to be large enough for the dancer to move freely. Four SB-800 units were attached to the ballet bar to bounce light off the wall. Two more SB-800 units bounced light off the floor. By bouncing light off the cream-colored wall and the wooden floor, the lighting achieved natural warmth.



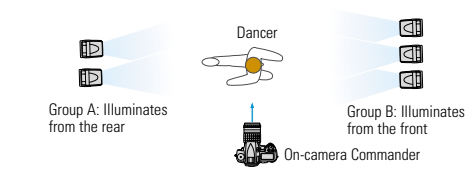
Seamless flash with mixed ambient lighting

This shop had mixed light sources: fluorescent light along with sunlight from the window. To give the scene a natural look, a diffuser is attached to an SB-800 and tilted toward the ceiling, with an additional wireless remote SB-800 illuminating the dancer from outside the window.



Directional light for a dramatic exposure

Shooting at sunset can offer beautiful ambient light, but in a narrow window of time. For a dramatic effect, two sets of SB-800 remote units illuminate the dancer from the front and the rear. After a few angle adjustments, there was a large enough volume of light to emphasize the dancer's shape appropriately.



Dramatic close-up lighting made easy



© Foto Natura team

Explore fine details with flexible, wireless control

Detail can be crucial to the impact of an image. That's why Nikon offers the ultimate tools for creative and versatile close-up lighting. Designed to work seamlessly with Nikon's i-TTL Wireless Creative Lighting System, both the R1C1 and R1 bring an amazing level of simplicity and automation to the lighting process. Close-up lighting has countless uses for nearly every kind of subject matter. Hobbyists enjoy capturing ornamental patterns found on coins, flowers and other small objects, while people photographers take advantage of the shallow depth-of-field for intimate portraits. And with no wires to get in the way, you can handheld the Speedlights to make quick adjustments or to follow moving subjects, such as insects. From medical applications to food photography, the R1C1 and R1 will make you see things differently. Both the R1C1 and R1 contain a comprehensive assortment of accessories, including the SW-11 Extreme Close-up Positioning Adapter, the SJ-R200 Color Filter Set, the SW-12 Set Diffuser, the SW-C1 Flexible Arm Clip and a set of five adapter rings to ensure the SX-1 Attachment Ring can be mounted on virtually any Nikkor lens designed for close-range photography. Whichever set is right for you, both make mastering close-up flash photography simple, fascinating and fun.

SU-800 Wireless Speedlight Commander

Simple operation lets you easily command wireless remote Speedlight operation.

SX-1 Attachment Ring

Allows easy attachment and detachment of SB-R200 Speedlights to the lens.

SB-R200 Wireless Remote Speedlight

Flexible, dependable flash control. Can be handheld, clamped on a stand or attached to the lens using the SX-1. The lighting angle can be adjusted by tilting the flash head.



R1C1
R1C1 comes equipped with the SU-800, two SB-R200 Speedlights, and more.

Nikon Wireless Close-up Speedlight System



R1
R1 comes equipped with two SB-R200 Speedlights, and more.

Wil Meinders, Jan Vermeer and Danny Ellinger — Nature photographers at Foto Natura team (The Netherlands)

Nikon's Wireless Close-up Speedlight System is flexible, consistent and amazingly easy to operate. You can expect superb performance straight out of the box, with their small diffusers providing beautifully soft light. Whether attached to the camera or handheld, the two SB-R200 units included are capable of a wide range of lighting situations, but add an SB-800 or additional SB-R200 units, and you seamlessly control nearly every aspect of lighting – even in poorly lit locations. The 105 mm VR Macro lens is ideal for this type of shooting, especially when insects are your subjects, but for any serious macro photographer, the R1C1 is a must-have tool.
<http://www.fotonatura.com>



Camera setting data:
Camera and Speedlight: D200 and R1C1
Lens: AF-S VR Micro 105mm f/2.8G IF-ED
Shutter speed: 1/125 sec.
Aperture: f/13
Exposure mode: Aperture-Priority Auto
Flash mode: i-TTL
Image quality: RAW

Brighten your subject for natural beauty

Some subjects don't pose willingly. Here a butterfly momentarily lands on a vivid orange flower. The day was overcast, so three SB-R200 Speedlights were used: one is attached to the camera and pointed directly at the butterfly. Two off-camera units have been angled for side-lighting and background fill, with diffusers softening the light for a more natural look.



© Foto Natura team

Close-up lighting: Step-by-step

Sometimes small units make a big impact. The model holds a shard of mirror in front of her face, which is illuminated by two handheld SB-R200 remote units: one from above and one from below. After a little trial and error, the ideal angle and Speedlight positioning was determined. The result: a shot full of mystery and drama.



Location: Turtle Bay Resort

© Joe McNally

Reveal depth and space from ordinary objects

To create a sense of fantasy from simple ornamental glass, one SB-R200 was placed underneath, emphasizing the thinly carved rabbit relief. To draw out the blue, a second SB-R200 was placed behind the glass and angled downwards, with the extreme close-up positioning adapter SW-11 and diffuser SW-12 helping to create the illusion of a dual-tone blue background. The result: a dreamlike image of a rabbit running across the field at night.



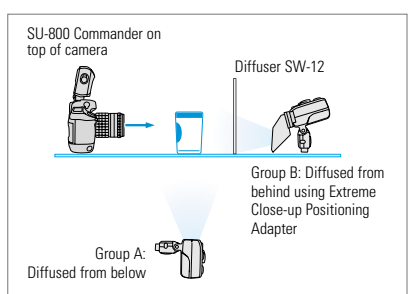
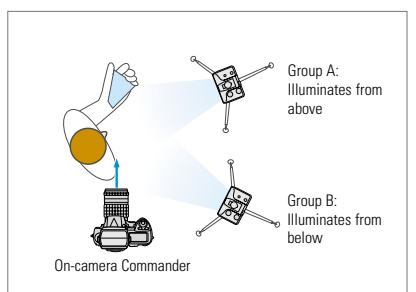
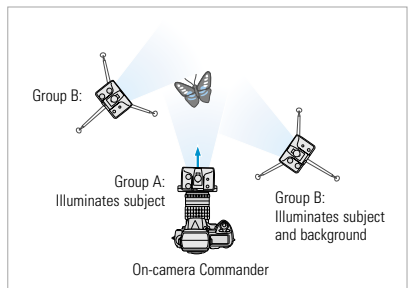
© Noriyuki Yuasa

Speedlight tips: close-up lighting

The SX-1 and SB-R200 Speedlights offer exciting creative possibilities for multiple lighting. The SU-800 can also be bought separately, and features simpler operation and a wider range of options than the SB-800. And because there's no distracting pre-flash with the SU-800, some photographers prefer it when shooting people and animals.



Ring light effect with 8 SB-R200s



Which Speedlight is right for you?

Ultimate flash performance: Nikon Creative Lighting System compatible Speedlights



SB-800

Powerful, Intelligent, Complete

Serves as Master, Commander or Remote Unit in Advanced Wireless Lighting

[for D2 series, D200, D80, D70s, D50]



SB-600

Practical, Intelligent, Indispensable

Serves as Remote Unit in Advanced Wireless Lighting

[for D2 series, D200, D80, D70s, D50]

Creative Lighting System Features

- i-TTL Flash
- FV (Flash Value) Lock
- Auto FP High-Speed Sync (for D2 series, D200 only)
- Wide-Area AF Assist Illuminator
- Flash Color Information Communication
- Distance Priority Manual Flash (SB-800 only)
- Modeling Flash
- Advanced Wireless Lighting

SB-800 Accessories (supplied)



Bounce Adapter SW-10H

Softens the shadows and diffuse light during bounce flash by attaching the SW-10H over the flash head.



Quick Recycling Battery Pack SD-800

Shorten recycling time to as little as 2.9 seconds in Manual mode at full output by attaching an additional battery.



Colored Gel Filter Set SJ-800

Use these gels for correct color temperature in ambient lighting situations. The SB-800 ships with two filters developed exclusively for digital cameras: the FL-G1 (green) for fluorescent light and the TN-A1 (amber) for incandescent/tungsten light.



Speedlight Stand AS-19

(comes with both SB-800 and SB-600)

The AS-19 comes with both the SB-800 and SB-600 to allow stable placement when used as a remote unit. A tripod socket is also provided.



Colored Gel Filter Set SJ-1

This optional set includes eight types of colored gels for creative Speedlight options.

- FL-G1/G2 (for fluorescent light)
- TN-A1/A2 (for incandescent/tungsten light)
- BLUE
- YELLOW
- RED
- AMBER

SB-800/SB-600 Specifications

	SB-800	SB-600
Electronic construction	Automatic Insulated Gate Bipolar Transistor (IGBT) and series circuitry	
Guide number	38 (ISO 100, m), 53 (ISO 200, m) (with zoom head set at 35mm)	30 (ISO 100, m), 42 (ISO 200, m) (with zoom head set at 35mm)
Angle of coverage	Auto power zoom 24mm, 28mm, 35mm, 50mm, 70mm, 85mm, 105mm; 17mm, 14mm with built-in wide-flash adapter; 14mm with soft dome	Auto power zoom 24mm, 28mm, 35mm, 50mm, 70mm, 85mm; 14mm with built-in wide-flash adapter
Flash mode	i-TTL; D-TTL; Auto Aperture; Non-TTL Auto; Manual (Full ~ 1/128 output); Distance-Priority Manual; Repeating Flash; Red-Eye Reduction	i-TTL; D-TTL; Manual (Full ~ 1/64 output); Red-Eye Reduction
Flash exposure compensation	-3.0 to +3.0 EV in increments of 1/6 steps in i-TTL or Auto Aperture flash modes	-3.0 to +3.0 EV in increments of 1/6 steps in i-TTL
Minimum recycling time	Approx. 2.9 seconds with the SD-800 (Manual at full)	Approx. 4.0 seconds (Manual at full)
Number of flashes	Approx. 130 (Manual at full) (with alkaline batteries)	Approx. 200 (Manual at full) (with alkaline batteries)
Bounce capability	Flash head tilts down to -7°, or up to 90°; flash head rotates horizontally 180° to the left or 90° to the right	Flash head tilts up to 90°; flash head rotates horizontally 180° to the left or 90° to the right
AF-Assist Illuminator	Automatically turns on when performing autofocus in dim light or in the dark	
Power source	Four AA-size alkaline/NiCd/Nickel/Ni-MH/lithium batteries; SD-8A, SK-6A/6	Four AA-size alkaline/NiCd/Nickel/Ni-MH/lithium batteries
Mounting foot lock lever	Provided	
Dimensions (W x H x D)	Approx. 70.5 x 129.5 x 93.0mm	Approx. 68.0 x 123.5 x 90.0mm
Weight (without batteries)	Approx. 350g	Approx. 300g
Soft case	SS-800	SS-600

Close-up Speedlight Commander Kit R1C1 (SU-800, two SB-R200s and all the accessories)

Close-up Speedlight Remote Kit R1 (Two SB-R200s and all the accessories)



SB-R200 Wireless Remote Speedlight

Also available as a separate unit

[for D2 series, D200, D80, D70s, D50]

Two SB-R200 units are included with both the R1C1 and the R1. Each unit features a guide number of 10 (ISO 100, m) or 14 (ISO 200, m). When attached to a lens via the SX-1, the flash head can be tilted up to 60 degrees toward the optical axis of the lens or up to 45 degrees away from the lens.

Attachment Ring SX-1
Can hold SB-R200 Speedlights.

Extreme Close-up Positioning Adapter SW-11

For centering the light from the SB-R200 flash to an optical axis, which is especially effective in close-up shooting. Recommended for shooting distances within 15cm (lens to subject).



Diffuser SW-12
This milky-white panel diffuses light from a flash and softens shadows.

Flexible Arm Clip SW-C1
Allows attachment of items such as a diffuser. Can be attached to the guide groove of the Attachment Ring SX-1.



SU-800 Wireless Speedlight Commander

Also available as a separate unit

[for D2 series, D200, D80, D70s, D50]

Included only with the R1C1, the SU-800 features a commander function that can trigger the SB-R200, SB-600 and SB-800 wireless remote flash units. AF-Assist Illuminator, Target Light button and Test button are provided.



Speedlight Stand AS-20

For the stable placement of the SB-R200. A tripod socket is also provided.



Adapter Rings

Enable placing of Attachment Ring SX-1 on the front of the lens. Five filter attachment sizes (52mm, 62mm, 67mm, 72mm, 77mm) are available.



IR Panel for Built-in Flash SG-3IR

Attached to the camera's accessory shoe when the built-in Speedlight of a camera is used as a commander.



Color Filter Holder SZ-1

Enables filters to be attached to the SB-R200.



Color Filter Set SJ-R200

Change the mood of your close-up photography with four filters: Blue, Red, FL-G1 for fluorescent light and TN-A1 for incandescent light.



Case

- Soft Case for SU-800
- Soft Case for SB-R200
- Soft Case for SX-1
- Close-up Speedlight Kit Case

Advanced Wireless Lighting System Compatibility

Cameras	Function	SB-800	SB-600	SU-800	SB-R200	Built-in Speedlight	Close-up Speedlight Kit
D2 series	Master unit	●				—	R1C1
	Remote unit	●	●		●	—	R1+SB-800
	Commander	●		●		—	
D200 D80	Master unit	●				●	R1C1
	Remote unit	●	●		●		R1
	Commander	●		●		●	

Cameras	Function	SB-800	SB-600	SU-800	SB-R200	Built-in Speedlight	Close-up Speedlight Kit
D70s	Master unit	●					R1C1
	Remote unit	●	●		●		R1
	Commander	●		●		●	
D50	Master unit	●					R1C1
	Remote unit	●	●		●		R1+SB-800
	Commander	●		●			

Wireless Speedlight Commander SU-800 Specifications

Transmission mode
Infrared-pulse emitting communication using a flash discharge tube

Transmission range
Approx. 20m for the SB-800/SB-600, and approx. 4m for the SB-R200 at normal setting

Number of channels
4

Number of groups
3

Number of transmissions
Approx. 1,200

Transmission interval
Approx. 1 second

Flash light wavelengths
Approx. 800 to 1,000nm (infrared ray)

Flash coverage
Approx. 60° (vertical), approx. 78° (horizontal)

Display
LCD, ready-light

AF-Assist Illuminator
Automatically turns on when performing auto focus in dim light or in the dark

Power source
One 3V CR123A lithium battery

Dimensions (W x H x D)
Approx. 68 x 96 x 58mm

Weight (without battery)
Approx. 160g

Wireless Remote Speedlight SB-R200 Specifications

Electronic construction
Automatic Insulated Gate Bipolar Transistor (IGBT) and series circuitry (for wireless remote flash unit only)

Guide number
10 (ISO 100, m), 14 (ISO 200, m)

Angle of coverage
24mm

Flash mode
i-TTL; D-TTL; M (Manual): full ~ 1/64 output (close-up), full ~ 1/128 output (commander)

Recycling time
Approx. 6.0 seconds (Manual at full)

Number of flashes
Approx. 290 (Manual at full)

Flash head tilt angle
Down to 60°, or up to 45°

Mounting foot
Dedicated shoe for Attachment Ring SX-1 or Speedlight Stand AS-20

Target light
White LED

Display
Ready-light

Power source
One 3V CR123A lithium battery

Dimensions (W x H x D)
Approx. 80 x 75 x 55mm

Weight (without battery)
Approx. 120g

Flash Accessories

Expand the possibilities of your flash photography



Sync Terminal Adapter AS-15

for D80, D70s, D50

The AS-15 is compatible with the D80, D70s and D50 which feature standard ISO-type accessory shoe but lack a sync terminal for large studio strobes.



SC-28




SC-29

TTL Remote Cord SC-28/SC-29 (1.5m)

for D2 series, D200, D80, D70s, D50

The TTL Remote Cord SC-28/SC-29 makes off-camera TTL flash control easy and assured. With the Nikon digital SLRs, the SC-29 also works as an external AF-assist illuminator.



Power Bracket Unit SK-6A* (for SB-800)

[for D2 series, D200, D80, D70s, D50]

Not only does the SK-6A enable you to use the camera-mountable SB-800 as a grip-type flash, it also offers you remote-flash capability. Used as an external power source or in combination with the Speedlight's own power source, the SK-6A reduces minimum recycling time by nearly half while doubling the total number of flashes available.

* The SK-6 may be substituted for the SK-6A in some countries.



High-Performance Battery Pack SD-8A (for SB-800)

[for D2 series, D200, D80, D70s, D50]

The SD-8A is designed for use with the SB-800 to shorten flash recycling time and enhance flash capacity. It accepts six 1.5V LR6 (AA-size alkaline), 1.2V KR-AA (R6/AA-size NiCd), 1.5V FR6 (AA-size lithium) or 1.2V R6/AA-size Ni-MH batteries.



Speedlights

Your file, your vision

Capture NX software: master post-production

Capture NX



© Joe McNally



Finally, software that brings out the best in everyone

Post-production will never be the same. Simple and sophisticated by design, the new Capture NX is easy, intuitive and incredibly fast, turning complicated photo editing into a few clicks of the mouse. No more number crunching. No more guesswork. Thanks to Nikon's exclusive new U Point Technology, Capture NX does all the calculations for you, making it the first truly usable editing software for all levels of photographers. Image editing has never been so comprehensive, fast and fun!

Revolutionary: U Point Technology benefits

Color Control Points:

Easy to view and reposition, this amazing new system lets you adjust the color of any part of your image in a fraction of the time that other image editing tools require. A quick adjustment to a point's slider can adjust hue, saturation, brightness and more with immediate, sophisticated results.

Black, White, Neutral Control Points:

These Control Points help correct color casts and refine color balance, adding more depth and dynamism to your images.

Show Selection for Accurate Control:

This feature turns your image into black & white, with Control Point adjustments in white so that you know immediately what is affected.

Red-Eye Reduction:

Now red-eye is a breeze to remove. Just place a Red-Eye Reduction Control Point over the eyes, click, and it's gone.

Easy-to-use Selective Tools

Take advantage of commonly used enhancement tools. In addition to familiar selections like Lasso and Marquee, the Brush tool can now paint in or paint out an enhancement.

NEF (Nikon Electronic Format)

With Capture NX, you'll never have to worry about damaging your original NEF file data, even after dozens of adjustments. All your original data and a thumbnail are saved automatically, along with a set of every enhancement command applied to it. Ordinarily, any change made to a file affects the original data, but Nikon's original technology makes this simple to avoid by converting original JPEG and TIFF images conveniently into NEF files. How's that for easy?



Kenji Miura — commercial photographer (Japan)

Both professionals and amateurs alike now have a new world of post-production opportunities available to them. The beauty of Capture NX is its simplicity. Conventional software requires a countless series of steps, with each individual effect a new stage in the process. For many photographers, this demanded frustrating amounts of memory and patience. Capture NX makes the process easy and intuitive. Whether it's the sky or skin tone, simply point to an area you want to adjust, click, and it's done! Hours of work can now be accomplished in minutes, easily, and without requiring years of knowledge and experience.




Color Control Points


- Size
- Hue
- Saturation
- Brightness

This unique interface makes editing incredibly simple. Just drag the sliders to the left or right. No other software is this intuitive.

Show Selection



Red-Eye Reduction



Your file, your vision

Capture NX software: master post-production

■ Enhancing the color of the sky using Color Control Points



1. Place a Color Control Point on the sky.



2. Sliders for Saturation, Hue and Brightness will appear. Adjust these as you wish.



3. To repeat the effect in another area, duplicate the Control Point and place it somewhere else.

■ Correcting skin tones using the Color Picker



1. Place a Color Control Point on any area of the subject's skin.



2. Select the appropriate color from the skin tones provided in the center triangle of the Color Picker.



3. Rotate the outside ring to adjust the hue to warmer or cooler.

■ Perfecting portions of an image using Brush Tool



1. Choose the Brush Tool in the Selective Tools menu.

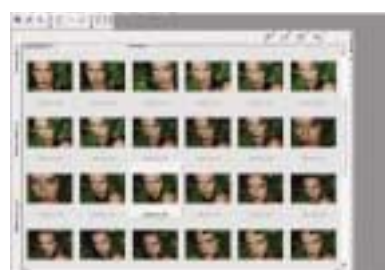


2. Paint in the area you want to enhance. Painting out the enhancement is just as easy.

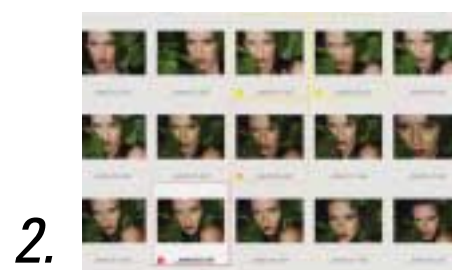


3. Add any desired effects. Over 25 enhancements are available.

■ Seamless workflow from browsing to editing



1. Choose browsing function to see images at a glance.



2. Organize images by labeling and sorting.



3. Start enhancing an image quickly and simply by double-clicking on it.

Capture NX: Versatile Functions

Browser (NEW)

Completely redesigned to sort, organize, compare, tag and improve images with more speed and agility.

Batching

This simple, timesaving process automatically applies one or more enhancements to a series of images.

Edit List (NEW)

For easier, more intuitive photo editing, the Capture NX Edit List helps you to track, cancel or add new modifications.

Markers

Now it's possible to create multiple versions of your original NEF image, all within the original image file, saving you time as well as memory on your computer. Want to have a dozen versions of one image in a single file? No problem! You'll never have to search your computer to find other versions — they're all there with the original, and just a click away.

Lens Correction Tools (some functions available for RAW files only) (NEW)

Vignette Control automatically reduces the effect of marginal illumination, Color Aberration Control reduces color-fringing effects, and Distortion Control reduces pincushion and barrel distortion effects.

Color Management (NEW)

Lets you create a color profile so that colors are consistent from your first to last edit. Use the Soft Proof tool to see how a specific printer will recreate specific colors on your monitor. There's also the Capture NX print function, which lets you use an assigned profile to print your images.

More useful software

Camera Control Pro

Remote control for your Nikon D-SLR

When used in combination with an AF Nikkor lens (DX, D and G types), you can operate and control most of your Nikon D-SLR settings from a computer. Image files will be stored directly onto your hard disk, turning your computer into one large-capacity media card, which can be especially valuable during high-volume shooting such as studio work. Compatible with Wireless Transmitter WT-2/2A and WT-3/3A, Camera Control Pro also lets you control the camera via wireless LAN.

Image Authentication Software

Protect the integrity of your valuable data (for D2Xs only)

When authenticity needs to be proven, Nikon's exclusive Image Authentication function indicates whether an actual image has been tampered with. It also lets you clarify any changes made item by item, such as the shooting date and any GPS information — indispensable for public works projects and the press.

PictureProject

(provided free with all Nikon digital cameras)

Designed specifically for Nikon digital cameras, this specialized

Color Aberration Control



Original image

Enhanced image

Advanced Noise Reduction

16-bit image compatibility (available for RAW and 16-bit TIFF files only)

D-Lighting for pulling out more detail in both the highlights and the shadowy areas of your images.

Most features, found in Nikon Capture 4, including some not shown here, are also included in Capture NX.

Capture NX System Requirements

Windows	
CPU	1.0GHz Pentium® III or higher (2.0GHz Pentium® 4 or higher recommended)
OS	Windows® XP Home Edition, Windows® XP Professional, Windows® 2000 Professional
RAM	256MB minimum (1.0GB or more recommended)
Hard Disk	200MB required for installation
Display	800 x 600 pixels (1024 x 768 or higher recommended) with 16-bit color (High Color/ thousands of colors) or 24-bit color (True Color/millions of colors) recommended
Others	• CD-ROM drive required for installation • Internet connection required for some options
Macintosh	
CPU	G4 or G5
OS	Mac® OS X (version 10.3.9 or later)
RAM	256MB minimum (1.0GB or more recommended)
Hard Disk	200MB required for installation
Display	800 x 600 pixels (1024 x 768 or higher recommended) with 16-bit color (High Color/ thousands of colors) or 24-bit color (True Color/millions of colors) recommended
Others	• CD-ROM drive required for installation • Internet connection required for some options

program helps you organize, edit, enhance, print and share your digital images. Picture Project also helps you e-mail images, as well as burn them to a CD or DVD.

Do more with PictureProject using the following software:

• nik Color Efex™ Pro 2.0 Express Edition

Offering fifteen kinds of digital filters for professional-level filtering effects, nik Color Efex™ Pro 2.0 Express Edition can help you apply considerably more artistry to your work.

• PictureProject DVD Show

Turn your images and movies from your still digital camera into moving video clips set to music. You can even add sound effects and then burn them to a CD or DVD (Windows only).

• PictureProject COOLPIX Remote Control

Control your COOLPIX S4, COOLPIX L1 and COOLPIX 8800/8400 cameras via computer. Simply connect the camera to your computer via USB cable.





Power when you need it

Battery packs and power management



Multi-Power Battery Pack MB-D200
for D200

Runs on either six LR6/AA-size alkaline, FR6/AA-size lithium, or 1.2V R6/AA-size Ni-MH batteries, or one or two EN-EL3e rechargeable Li-ion batteries. Features two command dials, shutter release button and AF start button for vertical shooting.



Multi-Power Battery Pack MB-D80
for D80

Provides extra command dials, shutter release button and AE-L/AF-L button for vertical shooting. Runs on one or two EN-EL3e rechargeable Li-ion batteries, or six AA-size batteries.




Rechargeable Li-ion Battery EN-EL4a
for D2 series

These rechargeable batteries provide extended life and consistent power, even in cold conditions. Used together with your Nikon D-SLR, the camera's fuel gauge accurately displays the remaining charge, number of shots since last charge, and current battery life status. The EN-EL4a/EL4 even gives notice when calibration is necessary.


**Compatible except fuel gauge function*



Rechargeable Li-ion Battery EN-EL4
for D2 series



Rechargeable Li-ion Battery EN-EL3e
for D200, D80, D70s*, D50*




Rechargeable Li-ion Battery EN-EL3a
for D70s, D50



Quick Charger MH-21
for D2 series

Enables charging of rechargeable Li-ion Battery EN-EL4a/EL4.



Quick Charger MH-18a
for D200, D80, D70s, D50

Enables charging of rechargeable Li-ion Battery EN-EL3e/EL3a.



Communication technology for any location


GPS cable/Wireless transmitters



GPS Cable MC-35

for D2 series, D200

Enables the Nikon D2-series/D200 digital SLRs to be connected to NMEA-0183 protocol-compatible GPS (Global Positioning System) units such as GARMIN™ and MAGELLAN™ for recording GPS positioning information and time signals synchronous to UTC (Universal Coordinated Time) within image data files during shooting.



Wireless Transmitter WT-2/2A


for D2 series

Wireless Transmitters WT-2/2A and WT-3/3A enable image data transfer via wireless LAN (Wi-Fi)**. Simply mount one on the bottom of your camera and connect via USB cable, then any captured data can be transferred at high speed. And since they support various network and security protocols, these transmitters are compatible with a wide range of system environments. Camera Control Pro also enables wireless remote control from a personal computer via PTP/IP. With WT-3/3A, data transfer through a wired LAN via Ethernet network is also possible.

** Available in summer 2006*

*** Conforming to the IEEE802.11b/g standard*

Note: The WT-2/3 is sold in countries where governments approve the use of 13 frequency channels. The WT-2A/3A is sold in countries that authorize only the use of 11 frequency channels.




Extended Range Antenna WA-E1

for D2 series, D200

Increases the effective transmission range of wireless LAN from the normal 30m to approx. 150m.




Filters



Neutral Color NC Filters

Available in attachment sizes 39mm, 46mm, 52mm, 58mm, 67mm, these filters serve as lens protectors and do not affect color balance. In addition, multilayer coating prevents light reflection inside the glass, thereby improving color rendition.



Circular Polarizing Filters

By reducing the light reflected from non-metallic surfaces, polarizing filters allow direct shooting through glass windows and minimize glare from water surfaces, sunlit trees and grass. Compatible with both color and monochrome photography.



Gelatin Filter Holders AF-3, AF-4

These holders accommodate gelatin or glass filters to a thickness of approx. 2mm. The AF-3 is used with 3-inch square gelatin filters and Nikkor lenses having an attachment size of 52/62/67/72/77mm. The AF-4 is used with 4-inch square gelatin filters and Nikkor lenses having an attachment size of 52/62/67/72/77/82/95mm.

Nikon also offers two dedicated hood options — the HN-36 for the AF-3 and the HN-37 for the AF-4. Several hoods of the same diameter can be stacked, depending on the focal length of the lens in use.



Slip-in Circular Polarizing Filters

Designed for use with telephoto lenses that provide a slip-in filter holder, these filters reduce glare from non-metallic surfaces such as glass and water. Simply turn the rotating ring on the holder to find the most effective position. These filters do not affect autofocus or auto exposure operation. Both the C-PL1L and C-PL3L feature 52mm diameter.

Slip-in Circular Polarizing Filters—Compatible lenses

	C-PL1L	C-PL3L
AF-S VR 200mm f/2.8G IF-ED	—	√
AF-S VR 300mm f/2.8G IF-ED	√	—
AF-S 300mm f/2.8D IF-ED II	√	—
AF-S 400mm f/2.8D IF-ED II	√	—
AF-S 500mm f/4D IF-ED II	√	—
AF-S 600mm f/4D IF-ED II	√	—

√: Compatible —: Incompatible



Steady shots — night or day


Remote control accessories



Remote Cord MC-36 (0.85m)

for D2 series, D200


Enables remote firing of a camera, and setting of Interval Timer and Long Time Exposure. Incorporates illuminated LCD panel.



Remote Cord MC-30 (0.8m)

for D2 series, D200


Enables remote firing of a camera with trigger-lock function by keeping the shutter release button depressed — useful for bulb shooting.



Remote Cord MC-22 (1m)

for D2 series, D200

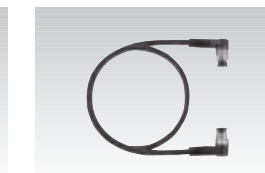
Useful for making connections to a shutter-triggering device, such as those activated by an infrared sensor to take pictures of wildlife after dark.



Extension Cord MC-21 (3m)

for D2 series, D200

For use with MC-30 or MC-22.



Connecting Cord MC-23 (0.4m)

for D2 series, D200

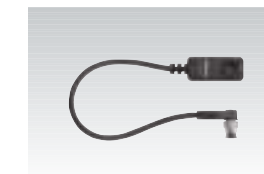
Connects two cameras for simultaneous or synchronized shutter release.



Modulite Remote Control Set ML-3

for D2 series, D200

The ML-3 offers remote control of two separate channels via an infrared LED beam to enable automatic camera operation from a distance up to about 8m. Features include auto-triggering and delayed shutter release, as well as single and continuous shooting.



Adapter Cord MC-25 (0.2m)

for D2 series, D200

Enables use of two-pin remote accessories: Remote Cord MC-4A, Remote Cord MC-12B, and Terminal Release MR-3.



Remote Cord MC-DC1 (1m)

for D80, D70s

Enables remote firing of the D80 or D70s.



View with clarity and comfort

Viewing attachments



Right-Angle Viewing Attachment DR-5/DR-6

for D2 series, D200, D80, D70s, D50

Provides an upright, unreversed image for right-angle viewing. Individual eyesight adjustments are possible. The DR-5/DR-6 allows you to set the reproduction ratio to either 1:1 or 1:2.

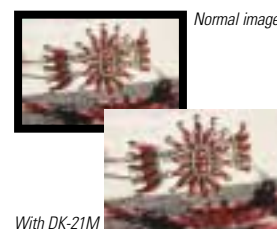
The DR-5 is for cameras with a circular eyepiece (D2 Series); the DR-6 is for cameras with a rectangular eyepiece (D200, D80, D70s, D50). An eyepiece adapter is required when attaching the DR-5 to D2 series cameras.




Magnifying Eyepiece DK-21M

for D200, D80

The DK-21M magnifies the D200 finder image by approximately 1.1 times.



With DK-21M



Eyepiece Correction Lenses DK-20C

for D200, D80, D70s, D50

An easy-to-use viewing and focusing aid which enables near- and farsighted photographers to view the finder image accurately without having to wear eye-glasses.



Eyepiece Magnifier DG-2

for D2 series, D200, D80, D70s, D50

The DG-2 provides 2x magnification of the central area of the finder image. Eyesight adjustment provided. Useful for critical focusing in close-up photography. Requires an eyepiece adapter.



Eyepiece Adapter DK-22 DK-18

for D200, D80, D70s, D50

for D2 series

Enables attachment of Eyepiece Magnifier DG-2 to the camera's eyepiece. DK-22 is for cameras with a rectangular eyepiece. DK-18 is for cameras with a circular eyepiece.



Magnifying Eyepiece DK-17M

for D2 series

Attached to a D2 series camera, the DK-17M magnifies the finder image approximately 1.2 times. Diopter adjustment range is widened at both the (+) and (-) sides.



Eyepiece Correction Lenses DK-17C

for D2 series

Five correction lenses from -3 to +2m⁻¹ for circular-eyepiece cameras.



Antifog Finder Eyepiece DK-17A

for D2 series

A transparent plastic plate with a special surface coating that reduces fogging.



Rubber Eyecup DK-19/DK-20/DK-21

for D2 series, D200, D80, D70s, D50

Improves viewing comfort and prevents stray light from entering the viewfinder and washing out contrast. DK-19 is for D2 series, DK-21 is for D200/D80, and DK-20 is for D70s/D50.



Close in on every subject

Close-up accessories

(For information on the PB-6 and its limitations, see chart below)



Bellows Focusing Attachment PB-6

Renders reproduction ratios from about 1:1 to nearly 11x life-size, depending on the lens in use and whether the lens is mounted in normal or reverse position. Focal range of compatible lenses is from 20mm to 200mm. The lens extension covers the range from 48mm to 208mm, for producing frame-filling images of even the tiniest subjects.



Extension Bellows PB-6E

Attaches to the PB-6 for an astounding magnification of 23x life-size when using a 20mm wideangle lens in reverse position. With this combination, the continuously variable extension range is from 83mm to 438mm.




Bellows Spacer PB-6D

Enables a D2 series camera to move on the PB-6 rail without interference and allows horizontal/vertical changeover anywhere along the rail. Two PB-6Ds are needed when using the PB-6; three are needed when using the PB-6E.



Slide Copying Adapter PS-6

Used with the PB-6 and a Nikkor lens to make duplicate slides. Cropping of the original slide is possible.



Macro Copy Stand PB-6M

Attaches to the end of the PB-6 to convert it into a miniature copy stand or specimen stage.



Magnifying Eyepiece DK-21M

for D200, D80

The DK-21M magnifies the D200 finder image by approximately 1.1 times.



Eyepiece Correction Lenses DK-20C

for D200, D80, D70s, D50

An easy-to-use viewing and focusing aid which enables near- and farsighted photographers to view the finder image accurately without having to wear eye-glasses.



Eyepiece Correction Lenses DK-17C

for D2 series

Five correction lenses from -3 to +2m⁻¹ for circular-eyepiece cameras.



Antifog Finder Eyepiece DK-17A

for D2 series

A transparent plastic plate with a special surface coating that reduces fogging.



Rubber Eyecup DK-19/DK-20/DK-21

for D2 series, D200, D80, D70s, D50

Improves viewing comfort and prevents stray light from entering the viewfinder and washing out contrast. DK-19 is for D2 series, DK-21 is for D200/D80, and DK-20 is for D70s/D50.




Macro Adapter Ring BR-2A

Enables reverse-mounting of lenses. The BR-2A also increases the working distance for normal or wideangle lenses. Compatible with lenses having a 52mm-sized front attachment.




Adapter Ring BR-3

A handy adapter that converts the bayonet mount of reverse-mounted lenses to the 52mm thread used for filters and hoods.



Focusing Stage PG-2

Simplifies close-up focusing when using a tripod-mounted camera. (For D200, D80, D70s, D50)



Auto Extension Rings *

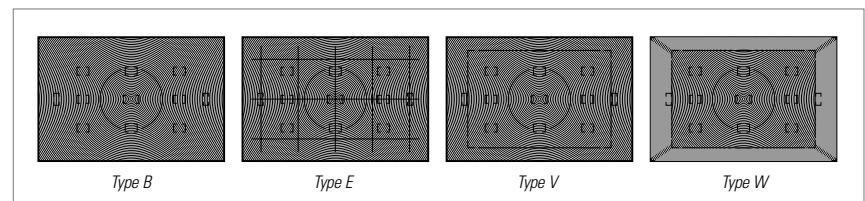
PK-11A**, PK-12 and PK-13 auto extension rings fit between the camera body and lens singly or in combinations. When attached to an AI Nikkor lens, the lens retains automatic diaphragm and meter coupling functions. This gives you freedom to compose, focus and meter at the brightest, fullest aperture position without having to stop down the lens manually before shooting. (Exposure meter does not work with D80, D70s or D50.)

* G-type lenses cannot be used.
** Cannot be used with AF-S lenses.

PB-6 Compatibility Chart
Depending on the camera used, certain accessories may be required when using the PB-6. Auto Extension Rings can increase lens extension.

D2 series	PK-12 or PK-13; two PB-6Ds (depending on camera position)
D200	PK-12 or PK-13
D200 with MB-D200	PK-13 and two PB-6Ds

Interchangeable Focusing Screens



Type B

for D2 series

Offers unobstructed viewing and easy focusing over the entire matte surface. Good for all general photography.

Type E

for D2 series

Features grid patterns ideal for copying and architectural photography.

Type V, W

D2X only

With the D2x, corner brackets indicate the rectangular area to be shot in High-speed Crop mode.

Reproduction ratio

The reproduction ratio, which indicates the relationship between subject size and the size of the image on an image sensor, is determined by the distance to the subject and by the lens' focal length setting. If

Reproduction ratios using 50mm lens



1/8X	1/4X	1/2X	1X	2X	4X	8X
Auto Extension Ring: 1/6.5x ~ 1.1x			PB-6 (normal mounting): 1/1.1x ~ 4.0x			
				PB-6 (reverse mounting): 1.4x ~ 3.9x		
				PB-6 + PB-6E (reverse mounting): 1.4x ~ 8.4x		

the reproduced image is the same size as the subject, the reproduction ratio is one-to-one (1:1 or 1x). If the image is two times larger, the ratio is 2:1 or 2x. Nikon equipment for close-up photography offers a wide range of reproduction ratio capabilities.

1/8X	1/4X	1/2X	1X	2X	4X	8X
Auto Extension Ring: 1/6.5x ~ 1.1x			PB-6 (normal mounting): 1/1.1x ~ 4.0x			
				PB-6 (reverse mounting): 1.4x ~ 3.9x		
				PB-6 + PB-6E (reverse mounting): 1.4x ~ 8.4x		

SYSTEM DIAGRAM

Prepare for the Possibilities

D2xs



D2Hs



SPEEDLIGHTS (pp4-12)

- Speedlight SB-800
- Speedlight SB-600
- TTL Remote Cord SC-28/SC-29 (1.5m)
- Close-up Speedlight Commander Kit R1C1
- Close-up Speedlight Remote Kit R1 (SB-800 required)
- Power Bracket Unit SK-6A (for SB-800)
- High-performance Battery Pack SD-8A (for SB-800)

VIEWING ATTACHMENT (p18)

- Eyepiece DK-17
- Rubber Eyecup DK-19
- Antifog Finder Eyepiece DK-17A
- Magnifying Eyepiece DK-17M
- Eyepiece Correction Lenses DK-17C (-3 to +2m⁻¹, 5 kinds)
- Right-Angle Viewing Attachment DR-5
- Eyepiece Adapter DK-18
- Eyepiece Magnifier DG-2

TEN-PIN REMOTE ACCESSORIES (p17)

- Remote Cord MC-36 (0.85m)
- Connecting Cord MC-23 (0.4m)
- Remote Cord MC-30 (0.8m)
- Modulite Remote Control Set ML-3
- Remote Cord MC-22 (1m)
- Adapter Cord MC-25 (0.2m)
- Extension Cord MC-21 (3m)
- GPS Cable MC-35 (0.35m)

CLOSE-UP ACCESSORIES (p19)

- Bellows Focusing Attachment PB-6
- Extension Bellows PB-6E
- Bellows Spacer PB-6D
- Slide Copying Adapter PS-6
- Macro Copy Stand PB-6M
- Focusing Stage PG-2 (for D200, D80, D70s, D50)
- Macro Adapter Ring BR-2A
- Adapter Ring BR-3
- Auto Extension Ring PK-11A/12/13

POWER SOURCES (p16)

- Rechargeable Li-ion Battery EN-EL4a
- Quick Charger MH-21
- Rechargeable Li-ion Battery EN-EL4
- AC Adapter EH-6

FOCUSING SCREENS (p18)

- Type-B
- Type-E

WIRELESS TRANSMITTER (p16)

- Wireless Transmitter WT-2/2A
- Extended Range Antenna WA-E1

SOFTWARE (pp13-15)

- Capture NX Camera Control Pro Image Authentication Software (for D2xs)
- PictureProject

D200



SPEEDLIGHTS (pp4-12)

- Speedlight SB-800
- Speedlight SB-600
- TTL Remote Cord SC-28/SC-29 (1.5m)
- Close-up Speedlight Commander Kit R1C1
- Close-up Speedlight Remote Kit R1
- Power Bracket Unit SK-6A (for SB-800)
- High-performance Battery Pack SD-8A (for SB-800)

VIEWING ATTACHMENT (p18)

- Rubber Eyecup DK-21
- Eyepiece Cap DK-5
- Magnifying Eyepiece DK-21M
- Right-Angle Viewing Attachment DR-6
- Eyepiece Correction Lenses DK-20C (-5 to +3m⁻¹, 9 kinds)
- Eyepiece Adapter DK-22
- Eyepiece Magnifier DG-2

TEN-PIN REMOTE ACCESSORIES (p17)

- Remote Cord MC-36 (0.85m)
- Connecting Cord MC-23 (0.4m)
- Remote Cord MC-30 (0.8m)
- Modulite Remote Control Set ML-3
- Remote Cord MC-22 (1m)
- Adapter Cord MC-25 (0.2m)
- Extension Cord MC-21 (3m)
- GPS Cable MC-35 (0.35m)

STRAPS

- AN-6W AN-6Y
- AN-4Y AN-4B
- AN-17 AN-18
- Hand Strap AH-4

POWER SOURCES (p16)

- Rechargeable Li-ion Battery EN-EL3e
- Multi-Power Battery Pack MB-D200
- Quick Charger MH-18a
- AC Adapter EH-6

WIRELESS TRANSMITTER (p16)

- Wireless Transmitter WT-3/3A
- Extended Range Antenna WA-E1

SOFTWARE (pp13-15)

- Capture NX Camera Control Pro PictureProject

CAMERA CASE

- CF-D200

LENS AND BODY CAPS

- Front Cap
- Rear Cap LF-1
- Body Cap BF-1A

D80



D70s



D50



SPEEDLIGHTS (pp4-12)

- Speedlight SB-800
- Speedlight SB-600
- TTL Remote Cord SC-28/SC-29 (1.5m)
- Close-up Speedlight Commander Kit R1C1
- Close-up Speedlight Remote Kit R1 (SB-800 required for D50)
- Power Bracket Unit SK-6A (for SB-800)
- High-performance Battery Pack SD-8A (for SB-800)
- Sync Terminal Adapter AS-15

VIEWING ATTACHMENT (p18)

- Rubber Eyecup DK-20
- Eyepiece Cap DK-5
- Eyepiece Correction Lenses DK-20C (-5 to +3m⁻¹, 9 kinds)
- Right-Angle Viewing Attachment DR-6
- Eyepiece Adapter DK-22
- Eyepiece Magnifier DG-2

POWER SOURCES (p16)

- Rechargeable Li-ion Battery EN-EL3a
- Quick Charger MH-18a
- Multi-Power Battery Pack MB-D80 (for D80)
- Rechargeable Li-ion Battery EN-EL3e
- CR2 Battery Holder MS-D70 (for D70s)
- AC Adapter EH-5

LCD MONITOR COVER

- BM-3 (for D2 series)
- BM-6 (for D200)
- BM-7 (for D80)
- BM-5 (for D70s)

REMOTE ACCESSORIES (p17)

- Remote Cord MC-DC1 (for D80/D70s)
- Wireless Remote Control ML-L3

SOFTWARE (pp13-15)

- Capture NX Camera Control Pro PictureProject

CAMERA CASES

- CF-D80
- CF-D70
- CF-D50

Note: Some multi-accessory combinations may not be compatible with certain cameras.

NIKKOR LENS LINEUP

DX Nikkor Lenses



AF Zoom-Nikkor Lenses



AF Single-Focal-Length Nikkor Lenses



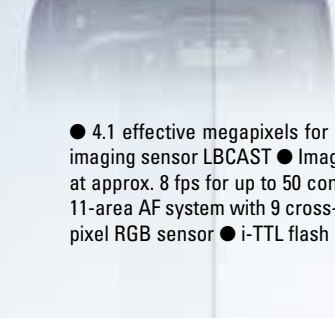
NIKON DIGITAL SLRs

You want performance. You need consistency. You're searching for the best image quality in the business. You're looking in the right place. Professionals and passionate amateurs around the world understand that Nikon means quality and dependability. Which digital SLR is right for you?



D2xs Professional digital SLR: Integrated like no other

- 12.4 effective megapixels for 4,288 x 2,848 pixel images
- Exclusive Nikon DX Format CMOS imaging sensor and high-speed 4-channel independent data output
- Continuous shooting at 5 fps (Full Image) or 8 fps (6.8 megapixel High-speed Crop Image)
- High-speed, high-precision 11-area AF system with 9 cross-type AF sensors
- LCD monitor with 170 degree of viewing angle
- i-TTL flash control supports the Creative Lighting System
- Quick startup and short 37-millisecond shutter release time lag



Dependable high-speed professional digital SLR D2Hs

- 4.1 effective megapixels for 2,464 x 1,632 pixel images
- Exclusive Nikon DX Format JFET imaging sensor LBCAST
- Image-processing engine with refined ASIC
- Continuous shooting at approx. 8 fps for up to 50 consecutive JPEG or 40 RAW (NEF)
- High-speed, high-precision 11-area AF system with 9 cross-type AF sensors
- 3D Color Matrix Metering II featuring 1,005-pixel RGB sensor
- i-TTL flash control supports Creative Lighting System



D200 Precision crafted, for the ultimate digital SLR experience

- 10.2 effective megapixels for 3,872 x 2,592 pixel images
- Exclusive Nikon DX Format CCD imaging sensor and high-speed 4-channel independent data output
- Continuous shooting at 5 fps up to 37 consecutive JPEG or 22 RAW (NEF)*
- 3D Color Matrix Metering II featuring 1,005-pixel RGB sensor
- High-performance System LSI
- High-speed, high-precision 11-area AF system
- Built-in Speedlight supports Creative Lighting System

* When using a SanDisk SDCFX3 (Extreme III), SDCFH (Ultra II) or Lexar Media 80X WA CompactFlash™ card



High performance that satisfies all shooting styles D80

- 10.2 effective megapixels for 3,872 x 2,592 pixel images
- Exclusive Nikon DX Format CCD imaging sensor and high resolution image processing engine
- 3D Color Matrix Metering II featuring 420 segment RGB sensor
- Seven automated Digital Vari-Program modes
- Broad ISO-equivalent sensitivity range (100-1,600)
- High-performance i-TTL built-in flash and Creative Lighting System compatibility



D70s A dimension ahead

- 6.1 effective megapixels; Nikon DX format CCD
- Continuous shooting at 3 fps up to 144 pictures*
- Advanced digital image processor
- High-performance System LSI
- Top shutter-speed up to 1/8,000 second and flash sync speed up to 1/500 second
- Built-in Speedlight supports Creative Lighting System

* When using JPEG NORMAL - Large setting and a SanDisk SDCFH (Ultra II), SDCFX (Extreme III) or Lexar Media 80X WA CompactFlash™ card



Quality that makes every occasion special D50

- 6.1 effective megapixels; Nikon DX format CCD
- Advanced digital image processor
- 3D Color Matrix Metering II featuring 420-pixel RGB sensor
- High-performance System LSI
- High-performance i-TTL built-in Speedlight and Creative Lighting System compatibility
- Seven automated Digital Vari-Program modes

